


PEACOCK
SERIES

außergewöhnlich.

$\varnothing 1 \pm 0.001^\circ$

0.95

FLEXIBLE.



 **ZECHA**



ZECHA

außergewöhnlich.

PEACOCK SERIES



PEACOCK SERIES

PRECISION AND PERFORMANCE FOR SUPER-HARD STEELS

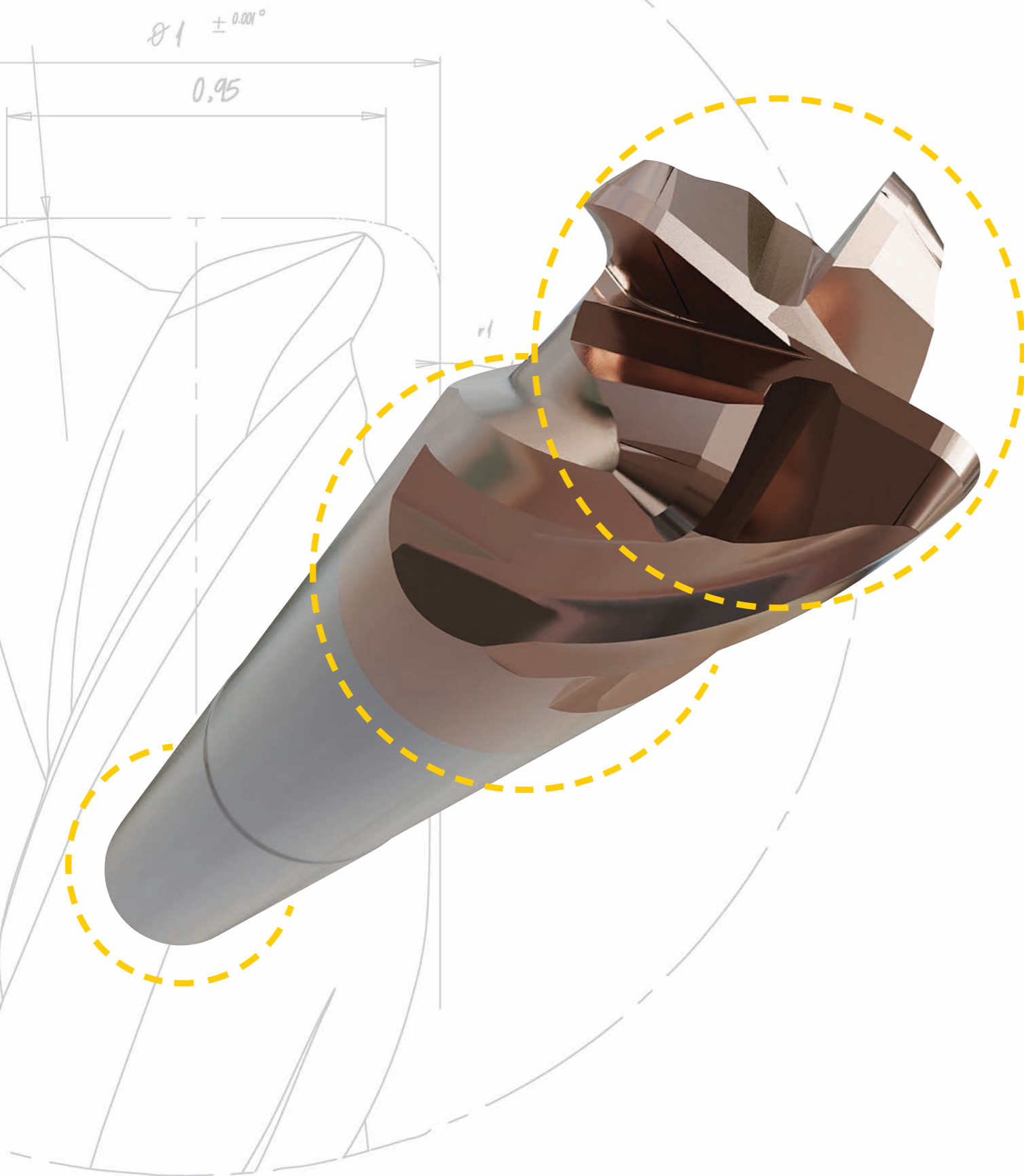
The PEACOCK SERIES by ZECHA is engineered to excel in milling super-hard steels up to 67 HRC. Renowned for their exceptional surface finishes and wide variety of options, these tools are a favorite among customers.

The PEACOCK SERIES sets the standard for hard milling applications with innovative geometries that ensure efficient chip removal and superior surface quality.

Its wide range of dimensions allows customers to find the perfect tool for every requirement. From complex details to large cavities, the PEACOCK SERIES offers reliable, high-performance solutions.

Discover the PEACOCK SERIES, a range of tools we are proud of, and find out why they are the preferred choice for high-performance milling applications.

PEACOCK SERIES



ENHANCED DURABILITY

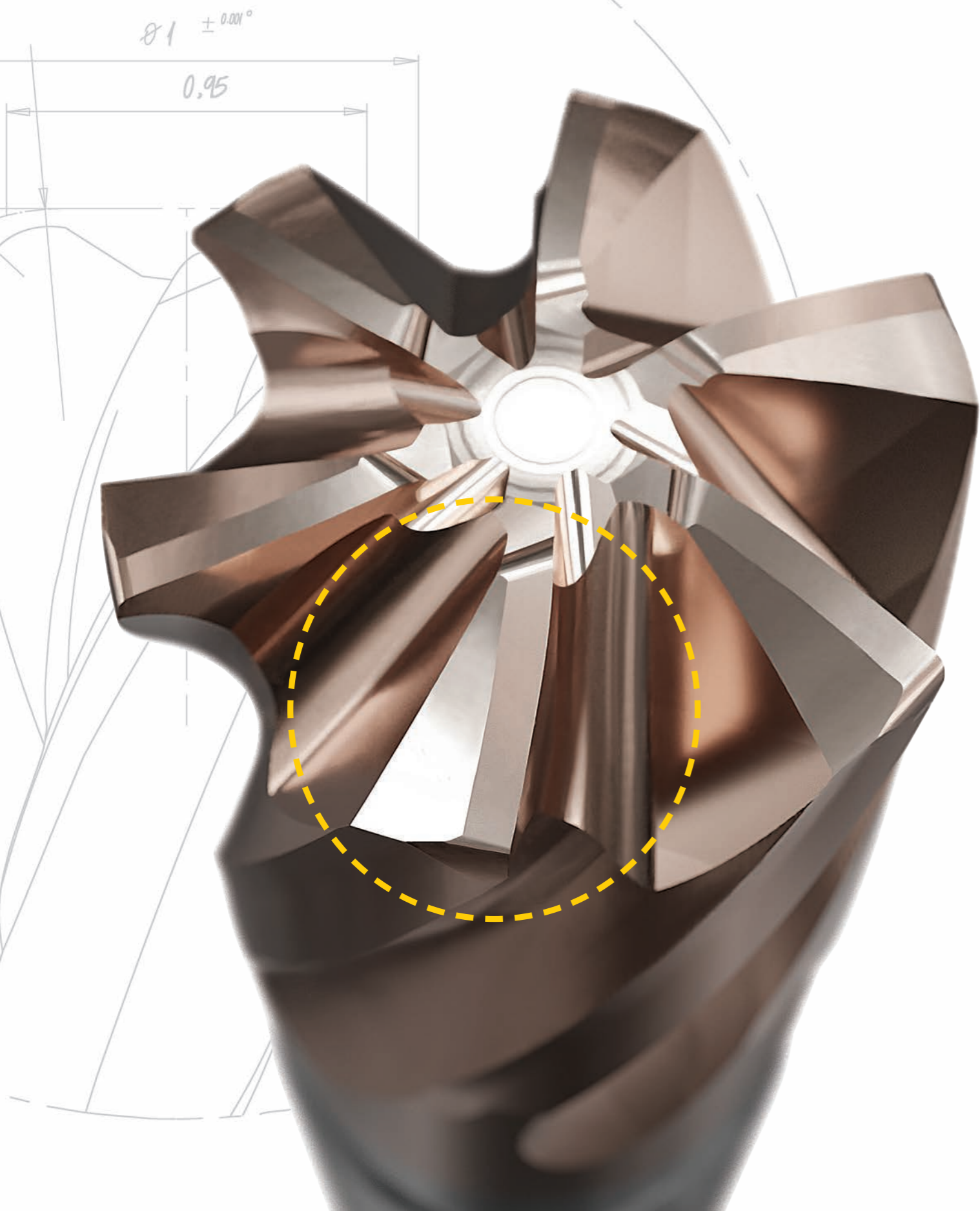
NEW UPGRADES FOR HIGHER PRODUCTIVITY

The PEACOCK SERIES continues to evolve with the latest upgrades designed to further extend the lifetimes of our tools.

These improvements include advanced coatings, next-generation carbide, refined geometries, and h4 quality shanks that reduce wear even under the most demanding conditions.

The improved durability ensures that PEACOCK tools maintain their exceptional performance over extended periods, minimizing the need for frequent replacements and reducing overall tooling costs.

PEACOCK
SERIES



HIGH-FEED MILLING (HF) INNOVATION

REVOLUTIONARY DESIGN FOR
CONSISTENT PERFORMANCE

Here is the latest addition to the PEACOCK SERIES: a tool specifically engineered for high-feed milling (HF) of hardened steel up to 67HRC.


This new tool features an improved flute design that ensures consistent cutting pressure across the entire flute. This unique geometry reduces the cutting force required for the spindle, thereby increasing the overall efficiency and performance of the machine.

Due to the low forces acting on the spindle, the tool can also be effectively used with smaller spindles such as HSK 32 and HSK 40.

The new high-feed milling tool (HF) from the PEACOCK SERIES is designed for an extended tool life. The flute design, combined with the remarkable smoothness of the tool, ensures consistent pressure along the entire cutting edge, resulting in more uniform wear on the cutting edges.

This uniform wear significantly extends the service life of high-feed tools. Experience the outstanding durability of the HF tool from the PEACOCK SERIES, designed to keep your machining processes running smoothly and efficiently.

PEACOCK
SERIES



SEE IT IN ACTION

MILLING EXAMPLE IN STEEL

Would you like to see the PEACOCK SERIES tool technology in action?

Scan the QR code below to access the YouTube video showcasing the precise milling performance of PEACOCK tools in steel. Experience the effortless precision and efficiency that define the PEACOCK SERIES.



PEACOCK SERIES

SERIES OPTIONS

Numerous variations are available in the PEACOCK SERIES, which we will break down for you below. Here you will find a brief explanation of the different tool series as well as relevant symbols for the properties of the tools. More information about the series and a key explaining the different symbols can be found on the following pages.


58IP.B2 SERIES

Solid carbide 2-flute ball end mill with 30° helix angle, WAD coating, and measurement protocol



58IP.B3 SERIES

Solid carbide 3-flute ball end mill with 30° helix angle, WAD coating, and measurement protocol




58IP.B4 SERIES

Solid carbide 4-flute ball end mill with 30° helix angle, WAD coating, and measurement protocol



583P.T2 SERIES

Solid carbide 2-flute end mill with corner radius and 30° helix angle, WAD coating, and measurement protocol



PEACOCK
SERIES

SERIEN ÜBERBLICK

$\varnothing 1 \pm 0.001$

0,95

597P.T4 SERIES

Solid carbide 4-flute end mill with corner radius and 29/31° helix angle, WAD coating, and measurement protocol



HRC 67

Ni-Cr

WAD

W
C
U



X



CC



INOX



U

599.B2 SERIES

Solid carbide 2-flute ball end mill with 30° helix angle and WAD coating



HRC 67

Ni-Cr

WAD

W
C
U



X



CC



INOX



U

599.B4 SERIES

Solid carbide 4-flute ball end mill with 30° helix angle and WAD coating



HRC 67

Ni-Cr

WAD

W
C
U



X



CC



INOX



U

599.F4 SERIES

Solid carbide 4-flute end mill with 52° helix angle and WAD coating



HRC 67

Ni-Cr

WAD

W
C
U



X



CC



INOX



U

PEACOCK SERIES

$\varnothing 1 \pm 0.001^{\circ}$
0,95

599.F6 SERIES

Solid carbide 6-flute end mill with 52° helix angle and WAD coating



- HRC 67
- Ni-Cr
- WAD
- W C U
- ✳
- X
- ▼
- CC
- ▼▼
- INOX
- ▼▼▼
- U

599.T2 SERIES

Solid carbide 2-flute end mill with corner radius and 30° helix angle and WAD coating



- HRC 67
- Ni-Cr
- WAD
- W C U
- |
- X
- ▼
- CC
- ▼▼
- INOX
- ▼▼▼
- U

599.T4 SERIES

Solid carbide 4-flute end mill with corner radius and 30° helix angle and WAD coating



- HRC 67
- Ni-Cr
- WAD
- W C U
- ✳
- X
- ▼
- CC
- ▼▼
- INOX
- ▼▼▼
- U



599.HF SERIES

Solid carbide 4-6 flute high-feed end mill with corner radius, 25° helix angle and WAD coating



- HRC 67
- WAD
- ✳
- ✳
- ▼

PEACOCK SERIES

$\varnothing 1 \pm 0.001^{\circ}$

0,95

950.B2 SERIES

CBN 2-flute ball end mill



HRC
70

U

CBN



950.T2 SERIES

CBN 2-flute end mill with corner radius



HRC
70

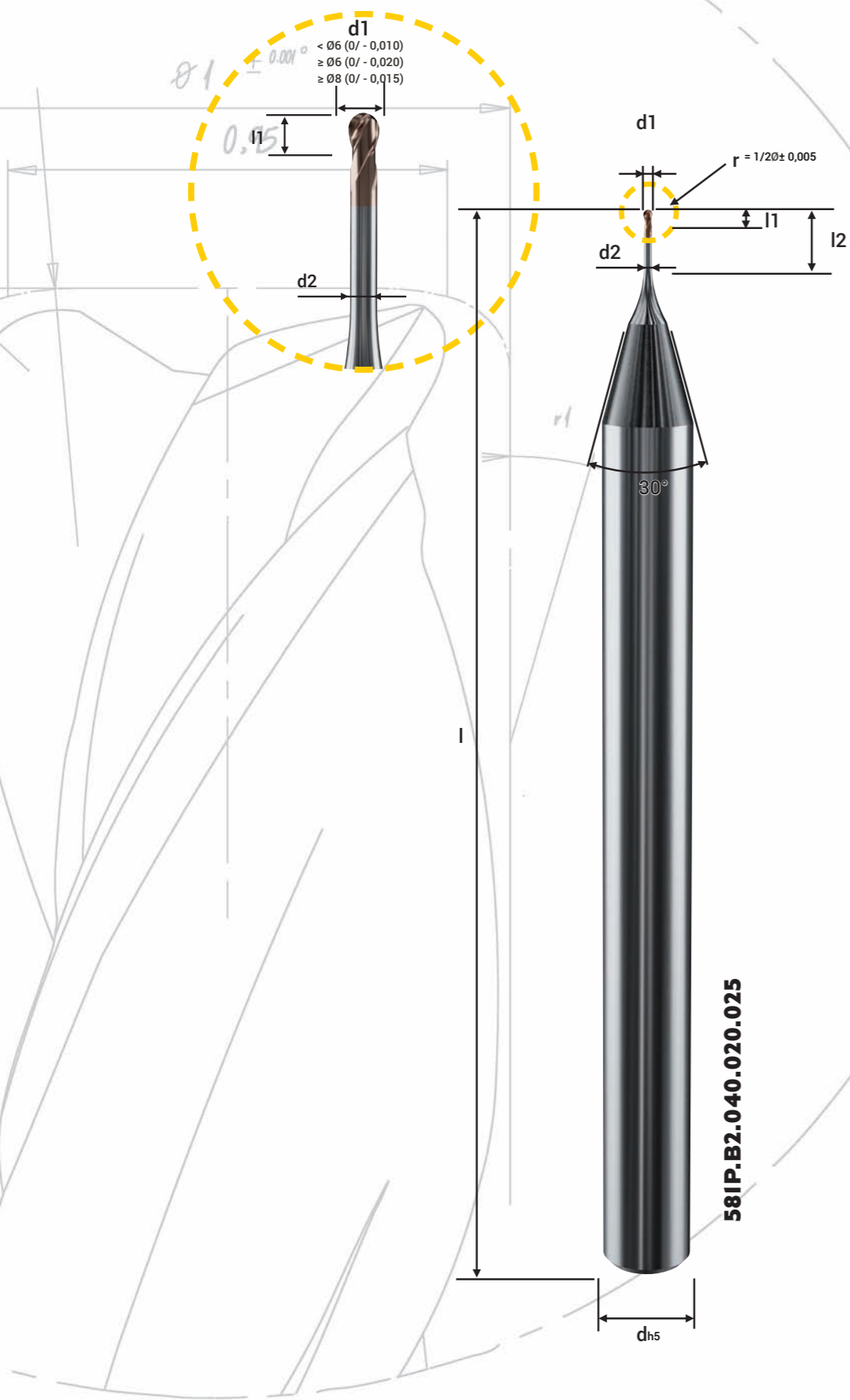
X

U

CBN



On the following pages you will find further information on the technical data and available options for each series, as well as a QR code to obtain a direct link to the corresponding tool in the ZECHAshop.



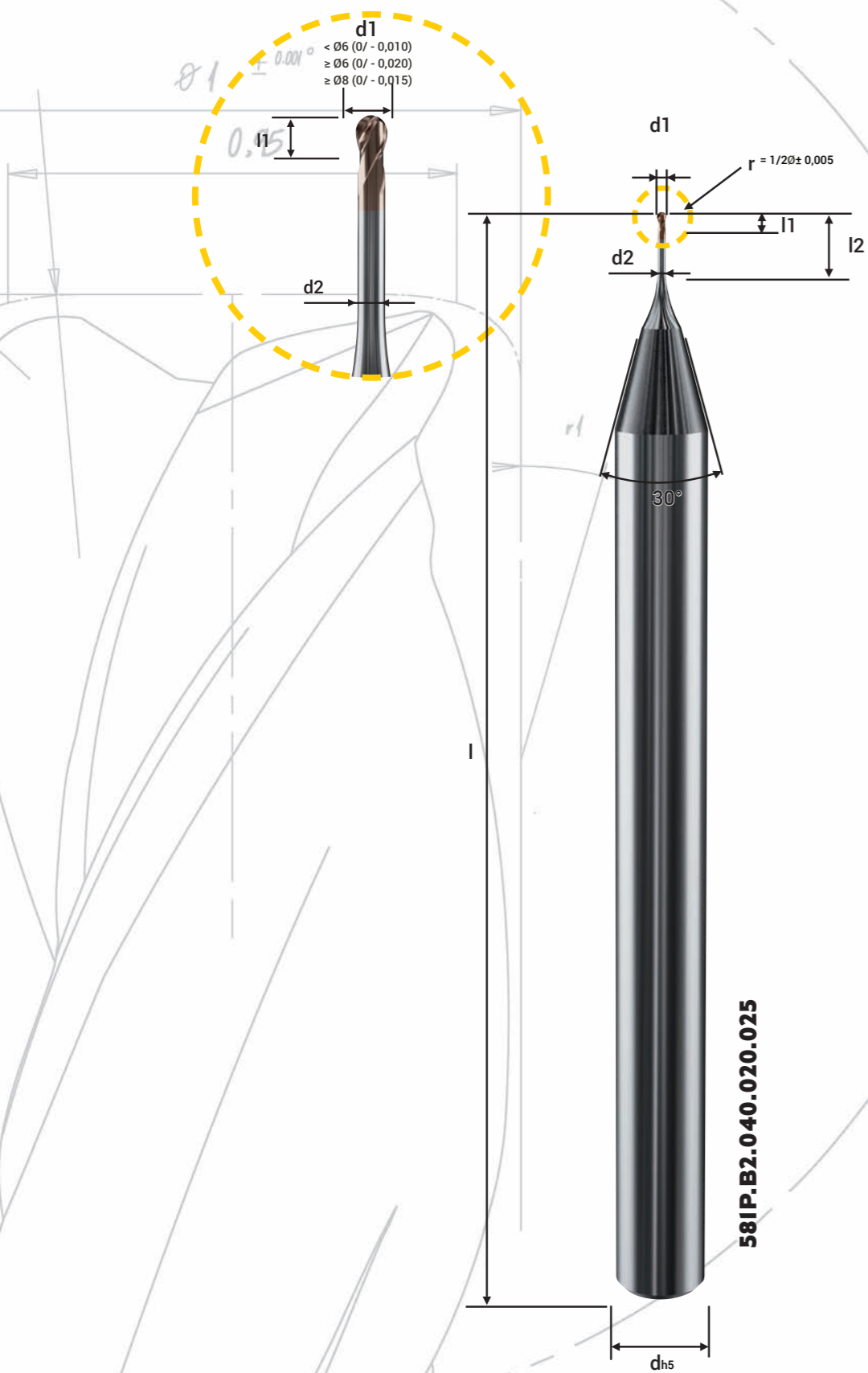
PEACOCK 58IP.B2 SERIES

- Solid carbide 2-flute ball end mill with 30° helix angle
- For machining steels up to 67HRC
- With WAD coating
- With measurement protocol
- For dry or wet roughing/pre-finishing/finishing



Article No.	d1	d2	r	l1	l2	d	l	Z	Inclination Angle				
									30'	1°	1°30'	2°	3°
581P.B2.020.010.003	0.20	-	0.10	0.30	0.30	4.0	50	2	0.31	0.32	0.33	0.35	0.38
581P.B2.020.010.010	0.20	0.18	0.10	0.30	1.00	4.0	50	2	1.05	1.10	1.12	1.15	1.25
581P.B2.030.015.010	0.30	0.27	0.15	0.50	1.00	4.0	50	2	1.10	1.15	1.20	1.25	1.35
581P.B2.030.015.015	0.30	0.27	0.15	0.50	1.50	4.0	50	2	1.95	2.10	2.25	2.40	2.65
581P.B2.030.015.020	0.30	0.27	0.15	0.50	2.00	4.0	50	2	2.55	2.75	2.90	3.05	3.30
581P.B2.030.015.025	0.30	0.27	0.15	0.50	2.50	4.0	50	2	3.10	3.30	3.45	3.60	3.90
581P.B2.040.020.010	0.40	0.35	0.20	0.50	1.00	4.0	50	2	1.15	1.20	1.25	1.30	1.40
581P.B2.040.020.015	0.40	0.35	0.20	0.50	1.50	4.0	50	2	2.05	2.20	2.30	2.45	1.70
581P.B2.040.020.020	0.40	0.35	0.20	0.50	2.00	4.0	50	2	2.55	2.75	2.90	3.05	3.30
581P.B2.040.020.025	0.40	0.35	0.20	0.50	2.50	4.0	50	2	3.10	3.30	3.45	3.60	3.90
581P.B2.040.020.030	0.40	0.35	0.20	0.50	3.00	4.0	50	2	3.65	3.85	4.05	4.20	4.50
581P.B2.050.020.010	0.50	0.45	0.25	0.50	1.00	4.0	50	2	1.15	1.20	1.25	1.30	1.40
581P.B2.050.025.015	0.50	0.45	0.25	0.50	1.50	4.0	50	2	2.05	2.20	2.30	2.45	2.70
581P.B2.050.025.020	0.50	0.45	0.25	0.50	2.00	4.0	50	2	2.55	2.75	2.90	3.05	3.30
581P.B2.050.025.025	0.50	0.45	0.25	0.50	2.50	4.0	50	2	3.10	3.30	3.45	3.60	3.90
581P.B2.050.025.030	0.50	0.45	0.25	0.50	3.00	4.0	50	2	3.65	3.85	4.05	4.20	4.50
581P.B2.050.025.040	0.50	0.45	0.25	0.50	4.00	4.0	50	2	4.70	4.95	5.15	5.35	5.65
581P.B2.060.030.010	0.60	0.55	0.30	0.60	1.00	4.0	50	2	1.15	1.20	1.25	1.30	1.40
581P.B2.060.030.020	0.60	0.55	0.30	0.60	2.00	4.0	50	2	2.55	2.75	2.90	3.05	3.30
581P.B2.060.030.030	0.60	0.55	0.30	0.60	3.00	4.0	50	2	3.65	3.85	4.05	4.20	4.50
581P.B2.060.030.045	0.60	0.55	0.30	0.60	4.50	4.0	50	2	5.25	5.50	5.70	5.90	6.20
581P.B2.060.030.060	0.60	0.55	0.30	0.60	6.00	4.0	50	2	6.80	7.10	7.35	7.55	7.95
581P.B2.080.040.020	0.80	0.75	0.40	1.00	2.00	4.0	50	2	2.20	2.25	2.35	2.45	2.65
581P.B2.080.040.030	0.80	0.75	0.40	1.00	3.00	4.0	50	2	3.65	3.85	4.05	4.20	4.50
581P.B2.080.040.040	0.80	0.75	0.40	1.00	4.00	4.0	50	2	4.70	4.85	4.05	4.20	5.65
581P.B2.080.040.060	0.80	0.75	0.40	1.00	6.00	4.0	50	2	6.80	7.10	7.35	7.55	7.95
581P.B2.080.040.080	0.80	0.75	0.40	1.00	8.00	4.0	50	2	8.90	9.25	9.50	9.75	10.20

continued on next page...



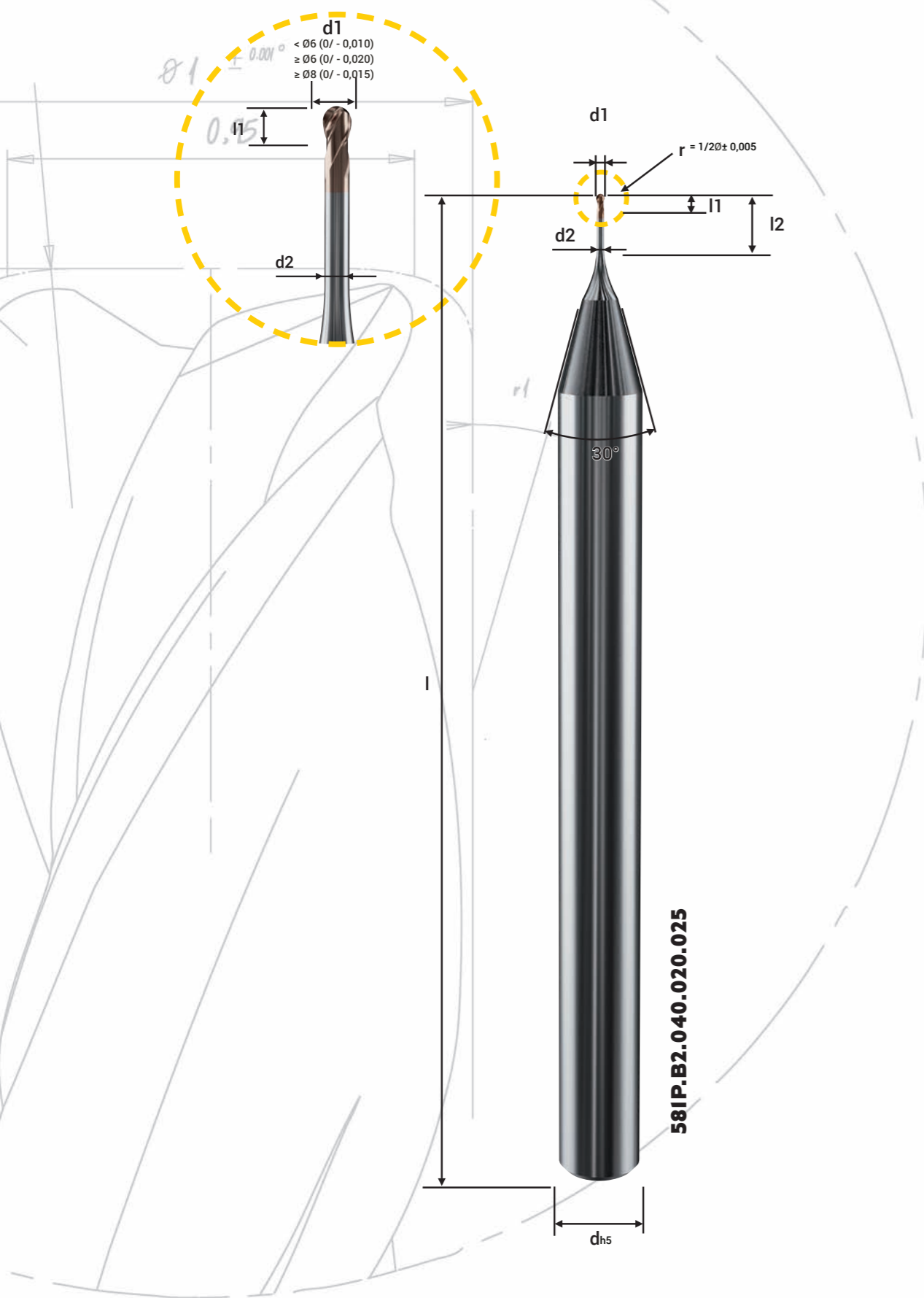
58IP.B2.040.020.025

PEACOCK 58IP.B2 SERIES...CONTINUED

Article No.	d1	d2	r	l1	l2	d	l	Z	Inclination Angle				
									30°	1°	1°30'	2°	3°
581P.B2.100.050.020	1.00	0.95	0.50	1.50	2.00	4.0	50	2	2.20	2.25	2.35	2.45	2.65
581P.B2.100.050.020S6	1.00	0.95	0.50	1.50	2.00	6.0	60	2	2.20	2.25	2.35	2.45	2.65
581P.B2.100.050.030	1.00	0.95	0.50	1.50	3.00	4.0	50	2	3.65	3.85	4.05	4.20	4.50
581P.B2.100.050.040	1.00	0.95	0.50	1.50	4.00	4.0	50	2	4.70	4.95	5.15	5.35	5.65
581P.B2.100.050.050	1.00	0.95	0.50	1.50	5.00	4.0	50	2	5.70	6.00	6.15	6.40	6.75
581P.B2.100.050.060	1.00	0.95	0.50	1.50	6.00	4.0	50	2	6.80	7.10	7.35	7.55	7.95
581P.B2.100.050.080	1.00	0.95	0.50	1.50	8.00	4.0	50	2	8.90	9.25	9.50	9.75	10.20
581P.B2.100.050.080S6	1.00	0.95	0.50	1.50	8.00	6.0	60	2	8.90	9.25	9.50	9.75	10.20
581P.B2.100.050.100	1.00	0.95	0.50	1.50	10.0	4.0	50	2	11.00	11.30	11.60	11.85	12.30
581P.B2.150.075.040	1.50	1.45	0.75	1.50	4.00	4.0	50	2	4.10	4.25	4.40	4.60	4.95
581P.B2.150.075.040S6	1.50	1.45	0.75	1.50	4.00	6.0	60	2	4.10	4.25	4.40	4.60	4.95
581P.B2.150.075.060	1.50	1.45	0.75	1.50	6.00	4.0	50	2	6.80	7.10	7.35	7.55	7.95
581P.B2.150.075.080	1.50	1.45	0.75	1.50	8.00	4.0	50	2	8.90	9.25	9.50	9.75	10.20
581P.B2.150.075.100	1.50	1.45	0.75	1.50	10.0	4.0	50	2	10.95	11.30	11.60	11.85	12.30
581P.B2.150.075.120S6	1.50	1.45	0.75	1.50	12.0	6.0	60	2	13.15	13.55	13.90	14.15	15.05
581P.B2.150.075.150	1.50	1.45	0.75	1.50	15.0	4.0	50	2	16.15	16.60	16.95	17.25	18.30
581P.B2.180.090.050	1.80	1.75	0.90	1.80	5.00	4.0	50	2	5.13	5.30	5.45	5.62	6.00
581P.B2.180.090.080	1.80	1.75	0.90	1.80	8.00	4.0	50	2	8.87	9.20	9.47	9.70	10.11
581P.B2.180.090.100	1.80	1.75	0.90	1.80	10.0	4.0	50	2	10.96	11.27	11.57	11.84	12.28
581P.B2.180.090.120	1.80	1.75	0.90	1.80	12.0	4.0	50	2	12.99	13.39	13.72	14.00	14.62
581P.B2.200.100.050	2.00	1.95	1.00	2.50	5.00	4.0	50	2	5.15	5.35	5.50	5.75	6.20
581P.B2.200.100.050S6	2.00	1.95	1.00	2.50	5.00	6.0	60	2	5.15	5.35	5.50	5.75	6.20
581P.B2.200.100.060	2.00	1.95	1.00	2.50	6.00	4.0	50	2	6.80	7.10	7.35	7.55	7.95
581P.B2.200.100.080	2.00	1.95	1.00	2.50	8.00	4.0	50	2	8.90	9.25	9.50	9.75	10.20
581P.B2.200.100.100	2.00	1.95	1.00	2.50	10.0	4.0	50	2	11.00	11.30	11.60	11.85	12.30
581P.B2.200.100.120	2.00	1.95	1.00	2.50	12.0	4.0	50	2	13.00	13.40	13.75	14.05	14.65
581P.B2.200.100.120S6	2.00	1.95	1.00	2.50	12.0	6.0	60	2	13.00	13.40	13.75	14.05	14.65
581P.B2.200.100.160	2.00	1.95	1.00	2.50	16.0	4.0	50	2	17.15	17.60	18.00	18.30	19.50
581P.B2.300.150.060	3.00	2.90	1.50	3.50	6.00	6.0	60	2	6.25	6.50	6.75	7.00	7.55
581P.B2.300.150.080	3.00	2.90	1.50	3.50	8.00	6.0	60	2	9.00	9.35	9.60	9.85	10.25
581P.B2.300.150.120	3.00	2.90	1.50	3.50	12.0	6.0	60	2	13.15	13.55	13.90	14.15	15.05
581P.B2.300.150.160	3.00	2.90	1.50	3.50	16.0	6.0	60	2	17.25	17.70	18.00	18.30	19.50
581P.B2.300.150.200	3.00	2.90	1.50	3.50	20.0	6.0	60	2	21.35	21.85	22.25	22.80	24.30

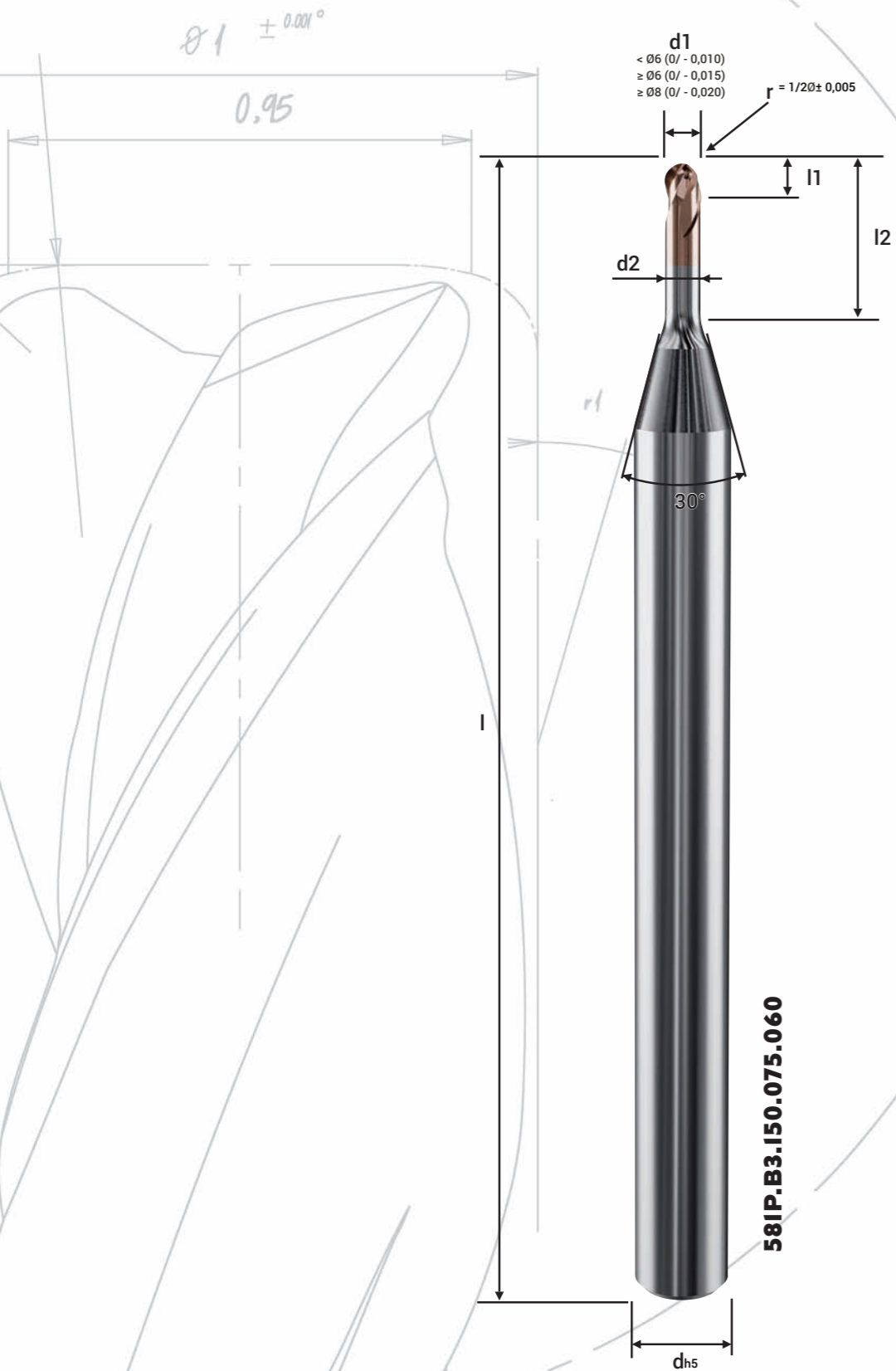
continued on next page...

PEACOCK SERIE



PEACOCK 58IP.B2 SERIES...CONTINUED

Article No.	d1	d2	r	l1	l2	d	l	Z	Inclination Angle				
									30'	1°	1°30'	2°	3°
581P.B2.400.200.080	4.00	3.90	2.00	4.50	8.00	6.0	60	2	8.35	8.65	8.95	9.30	10.05
581P.B2.400.200.120	4.00	3.90	2.00	4.50	12.0	6.0	60	2	13.15	13.55	13.90	14.15	15.05
581P.B2.400.200.160	4.00	3.90	2.00	4.50	16.0	6.0	60	2	17.20	17.65	18.00	18.30	19.00
581P.B2.400.200.200	4.00	3.90	2.00	4.50	20.0	6.0	60	2	21.40	21.90	22.25	23.10	-
581P.B2.400.200.250	4.00	3.90	2.00	4.50	25.0	6.0	60	2	26.50	27.05	27.55	28.45	-
581P.B2.600.300.120	6.00	5.90	3.00	6.50	12.0	6.0	60	2	-	-	-	-	-
581P.B2.600.300.160	6.00	5.90	3.00	6.50	16.0	6.0	60	2	-	-	-	-	-
581P.B2.600.300.200	6.00	5.90	3.00	6.50	20.0	6.0	60	2	-	-	-	-	-
581P.B2.600.300.300	6.00	5.90	3.00	6.50	30.0	6.0	60	2	-	-	-	-	-
581P.B2.800.400.160	8.00	7.90	4.00	6.50	16.0	8.0	90	2	-	-	-	-	-
581P.B2.800.400.300	8.00	7.90	4.00	6.50	30.0	8.0	90	2	-	-	-	-	-
581P.B2.800.400.400	8.00	7.90	4.00	6.50	40.0	8.0	90	2	-	-	-	-	-
581P.B2.1000.500.200	10.0	9.90	5.00	6.50	20.0	10.0	100	2	-	-	-	-	-
581P.B2.1000.500.400	10.0	9.90	5.00	6.50	40.0	10.0	100	2	-	-	-	-	-
581P.B2.1200.600.240	12.0	11.90	6.00	6.50	24.0	12.0	110	2	-	-	-	-	-
581P.B2.1200.600.500	12.0	11.90	6.00	6.50	50.0	12.0	110	2	-	-	-	-	-



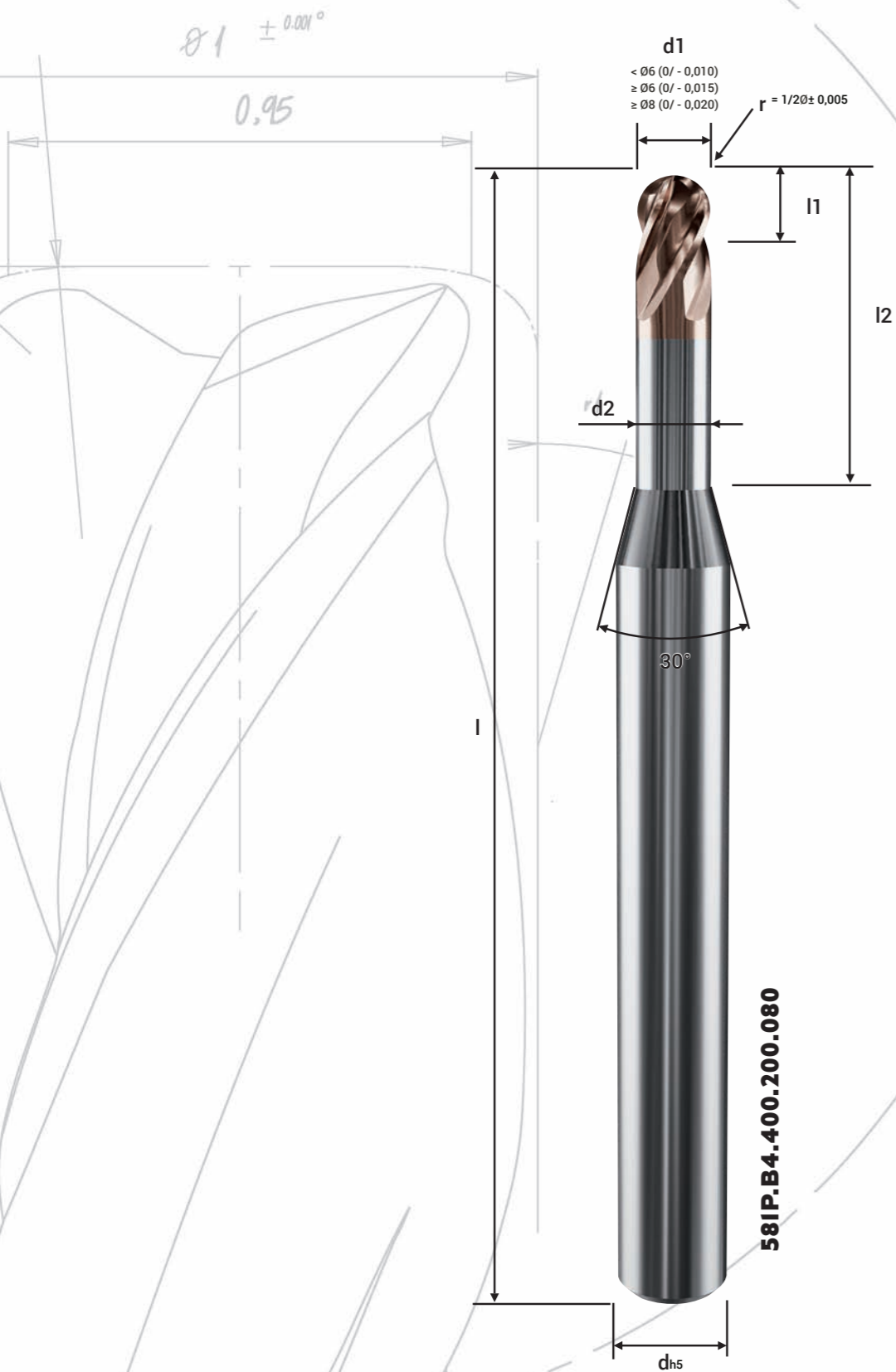
PEACOCK 58IP.B3 SERIES

- Solid carbide 3-flute ball end mill with 30° helix angle
- For machining steels up to 67HRC
- With WAD coating
- With measurement protocol
- For dry or wet roughing/pre-finishing/finishing



Article No.	d1	d2	r	l1	l2	d	l	Z	Inclination Angle				
									30'	1°	1°30'	2°	3°
581P.B3.100.050.030	1.00	0.95	0.50	1.50	3.00	4.0	50	3	3.65	3.85	4.05	4.20	4.50
581P.B3.100.050.050	1.00	0.95	0.50	1.50	5.00	4.0	50	3	5.70	6.00	6.15	6.40	6.75
581P.B3.100.050.060	1.00	0.95	0.50	1.50	6.00	4.0	50	3	6.80	7.10	7.35	7.55	7.95
581P.B3.100.050.070	1.00	0.95	0.50	1.50	7.00	4.0	50	3	7.95	8.25	8.50	8.75	9.15
581P.B3.150.075.045	1.50	1.45	0.75	1.50	4.50	4.0	50	3	4.70	4.85	5.00	5.20	5.60
581P.B3.150.075.060	1.50	1.45	0.75	1.50	6.00	4.0	50	3	6.80	7.10	7.35	7.55	7.95
581P.B3.150.075.080	1.50	1.45	0.75	1.50	8.00	4.0	50	3	8.90	9.25	9.50	9.75	10.20
581P.B3.150.075.100	1.50	1.45	0.75	1.50	10.0	4.0	50	3	10.95	11.30	11.60	11.85	12.30
581P.B3.200.100.060	2.00	1.95	1.00	2.50	6.00	4.0	50	3	6.80	7.10	7.35	7.55	7.95
581P.B3.200.100.080	2.00	1.95	1.00	2.50	8.00	4.0	50	3	8.90	9.25	9.50	9.75	10.20
581P.B3.200.100.100	2.00	1.95	1.00	2.50	10.0	4.0	50	3	11.00	11.30	11.60	11.85	12.30
581P.B3.200.100.120	2.00	1.95	1.00	2.50	12.0	4.0	50	3	13.00	13.40	13.75	14.05	14.65
581P.B3.300.150.060	3.00	2.90	1.50	2.50	6.00	6.0	60	3	6.25	6.50	6.75	7.00	7.55
581P.B3.300.150.080	3.00	2.90	1.50	2.50	8.00	6.0	60	3	9.00	9.35	9.60	9.85	10.25
581P.B3.300.150.120	3.00	2.90	1.50	2.50	12.0	6.0	60	3	13.15	13.55	13.90	14.15	15.05
581P.B3.300.150.160	3.00	2.90	1.50	2.50	16.0	6.0	60	3	17.25	17.70	18.00	18.30	19.50
581P.B3.400.200.080	4.00	3.90	2.00	3.50	8.00	6.0	60	3	8.35	8.65	8.95	9.30	10.05
581P.B3.400.200.120	4.00	3.90	2.00	3.50	12.0	6.0	60	3	13.15	13.55	13.90	14.15	15.05
581P.B3.400.200.160	4.00	3.90	2.00	3.50	16.0	6.0	60	3	17.20	17.65	18.00	18.30	19.0
581P.B3.400.200.200	4.00	3.90	2.00	3.50	20.0	6.0	60	3	21.40	21.90	22.25	23.10	-
581P.B3.600.300.120	6.00	5.90	3.00	4.50	12.0	6.0	60	3	-	-	-	-	-
581P.B3.600.300.160	6.00	5.90	3.00	4.50	16.0	6.0	60	3	-	-	-	-	-
581P.B3.600.300.200	6.00	5.90	3.00	4.50	20.0	6.0	60	3	-	-	-	-	-
581P.B3.600.300.300	6.00	5.90	3.00	4.50	30.0	6.0	60	3	-	-	-	-	-
581P.B3.800.400.160	8.00	7.90	4.00	5.50	16.0	8.0	60	3	-	-	-	-	-
581P.B3.800.400.300	8.00	7.90	4.00	5.50	30.0	8.0	90	3	-	-	-	-	-
581P.B3.800.400.400	8.00	7.90	4.00	5.50	40.0	8.0	90	3	-	-	-	-	-

PEACOCK SERIES



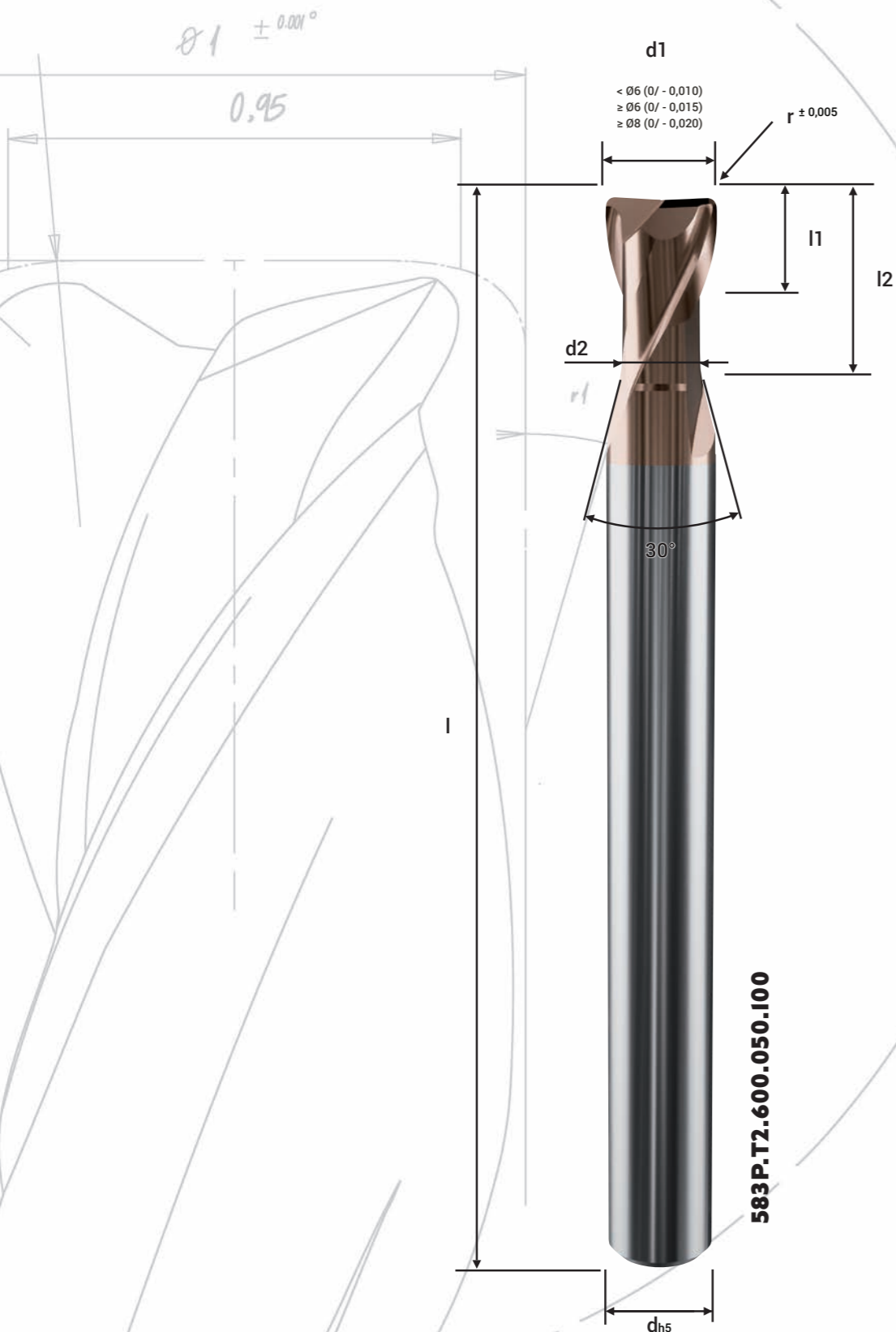
PEACOCK 58IP.B4 SERIES

- Solid carbide 4-flute ball end mill with 30° helix angle
- For machining steels up to 67HRC
- With WAD coating
- With measurement protocol
- For dry or wet roughing/pre-finishing/finishing



Article No.	d1	d2	r	l1	l2	d	l	Z	Inclination Angle				
									30°	1°	1°30'	2°	3°
581P.B4.300.150.060	3.00	2.90	1.50	3.50	6.00	6.0	60	4	6.25	6.50	6.75	7.00	7.55
581P.B4.300.150.080	3.00	2.90	1.50	3.50	8.00	6.0	60	4	9.00	9.35	9.60	9.85	10.25
581P.B4.300.150.120	3.00	2.90	1.50	3.50	12.0	6.0	60	4	13.15	13.55	13.90	14.15	15.05
581P.B4.300.150.160	3.00	2.90	1.50	3.50	16.0	6.0	60	4	17.25	17.70	18.00	18.30	19.50
581P.B4.400.200.080	4.00	3.90	2.00	4.50	8.00	6.0	60	4	8.35	8.65	8.95	9.30	10.05
581P.B4.400.200.120	4.00	3.90	2.00	4.50	12.0	6.0	60	4	13.15	13.55	13.90	14.15	15.05
581P.B4.400.200.160	4.00	3.90	2.00	4.50	16.0	6.0	60	4	17.20	17.65	18.00	18.30	19.00
581P.B4.400.200.200	4.00	3.90	2.00	4.50	20.0	6.0	60	4	21.40	21.90	22.25	23.10	-
581P.B4.500.250.100	5.00	4.90	2.50	5.50	10.0	6.0	60	4	11.05	11.40	11.75	12.00	-
581P.B4.500.250.150	5.00	4.90	2.50	5.50	15.0	6.0	60	4	16.50	16.90	17.20	-	-
581P.B4.500.250.200	5.00	4.90	2.50	5.50	20.0	6.0	60	4	21.40	21.90	-	-	-
581P.B4.500.250.250	5.00	4.90	2.50	5.50	25.0	6.0	60	4	26.75	27.30	-	-	-
581P.B4.600.300.120	6.00	5.90	3.00	6.50	12.0	6.0	60	4	-	-	-	-	-
581P.B4.600.300.160	6.00	5.90	3.00	6.50	16.0	6.0	60	4	-	-	-	-	-
581P.B4.600.300.200	6.00	5.90	3.00	6.50	20.0	6.0	60	4	-	-	-	-	-
581P.B4.600.300.300	6.00	5.90	3.00	6.50	30.0	6.0	60	4	-	-	-	-	-
581P.B4.800.400.160	8.00	7.90	4.00	6.50	16.0	8.0	60	4	-	-	-	-	-
581P.B4.800.400.300	8.00	7.90	4.00	6.50	30.0	8.0	90	4	-	-	-	-	-
581P.B4.800.400.400	8.00	7.90	4.00	6.50	40.0	8.0	90	4	-	-	-	-	-

PEACOCK SERIES



PEACOCK 583P.T2 SERIES

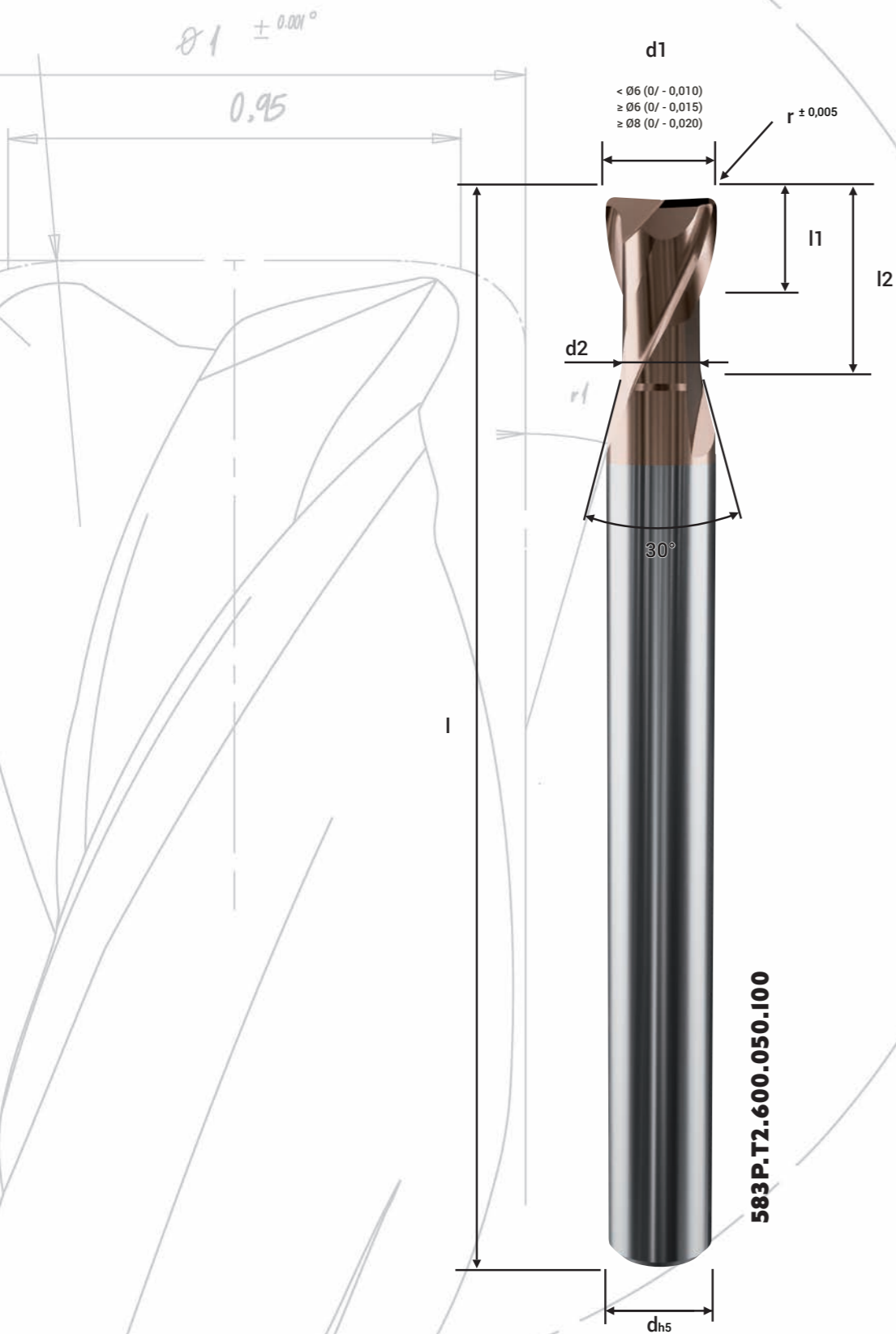
- Solid carbide 2-flute end mill with corner radius and 30° helix angle
- For machining steels up to 67HRC
- With WAD coating
- With measurement protocol
- For dry or wet roughing/pre-finishing/finishing



Article No.	d1	d2	r	l1	l2	d	l	Z	Inclination Angle				
									30'	1°	1°30'	2°	3°
583P.T2.020.005.005	0.20	-	0.05	0.50	0.50	4.0	50	2	0.51	0.52	0.54	0.56	0.60
583P.T2.020.005.010	0.20	0.18	0.05	0.50	1.00	4.0	50	2	1.03	1.05	1.09	1.14	1.20
583P.T2.030.005.010	0.30	0.27	0.05	0.50	1.00	4.0	50	2	1.09	1.13	1.15	1.20	1.30
583P.T2.030.005.015	0.30	0.27	0.05	0.50	1.50	4.0	50	2	2.05	2.20	2.35	2.50	2.70
583P.T2.040.005.010	0.40	0.37	0.05	0.60	1.00	4.0	50	2	2.10	2.20	2.25	2.35	2.50
583P.T2.040.005.020	0.40	0.37	0.05	0.60	2.00	4.0	50	2	2.60	2.75	2.90	3.05	3.32
583P.T2.050.005.010	0.50	0.47	0.05	0.70	1.00	4.0	50	2	1.10	1.15	1.20	1.25	1.35
583P.T2.050.005.020	0.50	0.47	0.05	0.70	2.00	4.0	50	2	2.50	2.70	2.85	3.00	3.25
583P.T2.050.005.030	0.50	0.47	0.05	0.70	3.00	4.0	50	2	3.55	3.80	4.00	4.15	4.45
583P.T2.060.005.010	0.60	0.55	0.05	0.70	1.00	4.0	50	2	2.20	2.25	2.35	2.45	2.65
583P.T2.060.005.020	0.60	0.55	0.05	0.70	2.00	4.0	50	2	4.70	4.95	5.15	5.35	5.65
583P.T2.060.005.030	0.60	0.55	0.05	0.70	3.00	4.0	50	2	6.80	7.10	7.35	7.55	7.95
583P.T2.080.005.020	0.80	0.75	0.05	1.00	2.00	4.0	50	2	2.20	2.25	2.35	2.45	2.65
583P.T2.080.005.040	0.80	0.75	0.05	1.00	4.00	4.0	50	2	4.70	4.95	5.15	5.35	5.65
583P.T2.080.005.060	0.80	0.75	0.05	1.00	6.00	4.0	50	2	6.80	7.10	7.35	7.55	7.95
583P.T2.100.010.020	1.00	0.95	0.10	1.50	2.00	4.0	50	2	2.20	2.25	2.35	2.45	2.65
583P.T2.100.010.040	1.00	0.95	0.10	1.50	4.00	4.0	50	2	4.70	4.95	5.15	5.35	5.65
583P.T2.100.010.060	1.00	0.95	0.10	1.50	6.00	4.0	50	2	6.80	7.10	7.35	7.55	7.95
583P.T2.100.010.080	1.00	0.95	0.10	1.50	8.00	4.0	50	2	8.90	9.20	9.50	9.75	9.85
583P.T2.100.020.020	1.00	0.95	0.20	1.50	2.00	4.0	50	2	2.20	2.25	2.35	2.45	2.65
583P.T2.100.020.040	1.00	0.95	0.20	1.50	4.00	4.0	50	2	4.70	4.95	5.15	5.35	5.65
583P.T2.100.020.060	1.00	0.95	0.20	1.50	6.00	4.0	50	2	6.80	7.10	7.35	7.55	7.95

continued on next page...

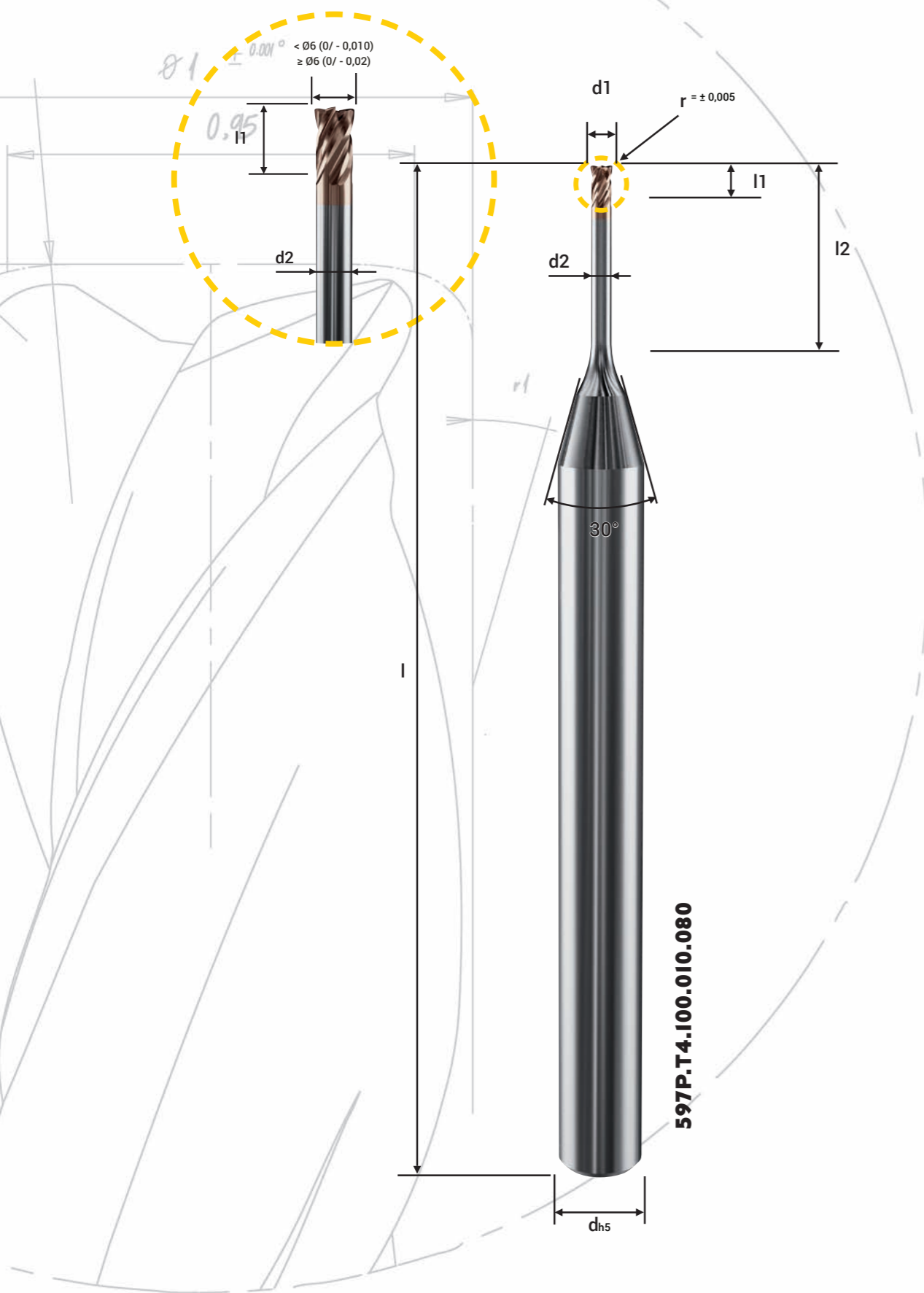
PEACOCK SERIES



PEACOCK 583P.T2 SERIES...CONTINUED

Article No.	d1	d2	r	l1	l2	d	l	Z	Inclination Angle				
									30'	1°	1°30'	2°	3°
583P.T2.150.010.040	1.50	1.45	0.10	1.50	4.00	4.0	50	2	4.70	4.95	5.15	5.35	5.65
583P.T2.150.010.060	1.50	1.45	0.10	1.50	6.00	4.0	50	2	6.80	7.10	7.35	7.55	7.95
583P.T2.150.010.080	1.50	1.45	0.10	1.50	8.00	4.0	50	2	8.90	9.20	9.50	9.75	10.20
583P.T2.150.010.100	1.50	1.45	0.10	1.50	10.0	4.0	50	2	11.05	11.40	11.75	12.00	12.50
583P.T2.200.020.060	2.00	1.90	0.20	2.50	6.00	4.0	50	2	6.20	6.40	6.65	6.90	7.45
583P.T2.200.020.080	2.00	1.90	0.20	2.50	8.00	4.0	50	2	8.90	9.25	9.50	9.75	10.20
583P.T2.200.020.120	2.00	1.90	0.20	2.50	12.0	4.0	50	2	13.05	13.50	13.80	14.10	14.60
583P.T2.200.020.160	2.00	1.90	0.20	2.50	16.0	4.0	50	2	17.30	17.75	18.10	18.40	-
583P.T2.200.020.200	2.00	1.90	0.20	2.50	20.0	4.0	50	2	21.40	21.90	22.30	23.05	-
583P.T2.300.050.080	3.00	2.90	0.50	3.50	8.00	6.0	60	2	8.35	8.65	8.95	9.30	10.05
583P.T2.300.050.120	3.00	2.90	0.50	3.50	12.0	6.0	60	2	13.15	13.55	13.90	14.15	15.05
583P.T2.300.050.200	3.00	2.90	0.50	3.50	20.0	6.0	60	2	21.40	21.90	22.30	22.65	23.20
583P.T2.300.050.250	3.00	2.90	0.50	3.50	25.0	6.0	60	2	26.55	27.10	22.75	28.75	-
583P.T2.300.050.300	3.00	2.90	0.50	3.50	30.0	6.0	60	2	31.65	32.30	33.30	34.40	-
583P.T2.400.050.080	4.00	3.90	0.50	4.50	8.00	6.0	60	2	8.90	9.25	9.50	9.75	10.20
583P.T2.400.050.120	4.00	3.90	0.50	4.50	12.0	6.0	60	2	13.15	13.55	13.90	14.15	15.05
583P.T2.400.050.160	4.00	3.90	0.50	4.50	16.0	6.0	60	2	17.30	17.75	18.10	18.40	-
583P.T2.400.050.200	4.00	3.90	0.50	4.50	20.0	6.0	60	2	21.40	21.90	22.30	23.05	-
583P.T2.500.050.100	5.00	4.90	0.50	5.50	10.0	6.0	60	2	11.05	11.40	11.75	12.00	-
583P.T2.500.050.150	5.00	4.90	0.50	5.50	15.0	6.0	60	2	16.50	16.90	17.20	-	-
583P.T2.500.050.200	5.00	4.90	0.50	5.50	20.0	6.0	60	2	21.65	22.10	-	-	-
583P.T2.500.050.250	5.00	4.90	0.50	5.50	25.0	6.0	60	2	26.75	27.30	-	-	-
583P.T2.600.050.100	6.00	5.90	0.50	6.50	10.0	6.0	60	2	-	-	-	-	-
583P.T2.600.050.160	6.00	5.90	0.50	6.50	16.0	6.0	60	2	-	-	-	-	-
583P.T2.600.050.200	6.00	5.90	0.50	6.50	20.0	6.0	60	2	-	-	-	-	-
583P.T2.600.050.300	6.00	5.90	0.50	6.50	30.0	6.0	60	2	-	-	-	-	-

PEACOCK SERIES



PEACOCK 597P.T4 SERIES

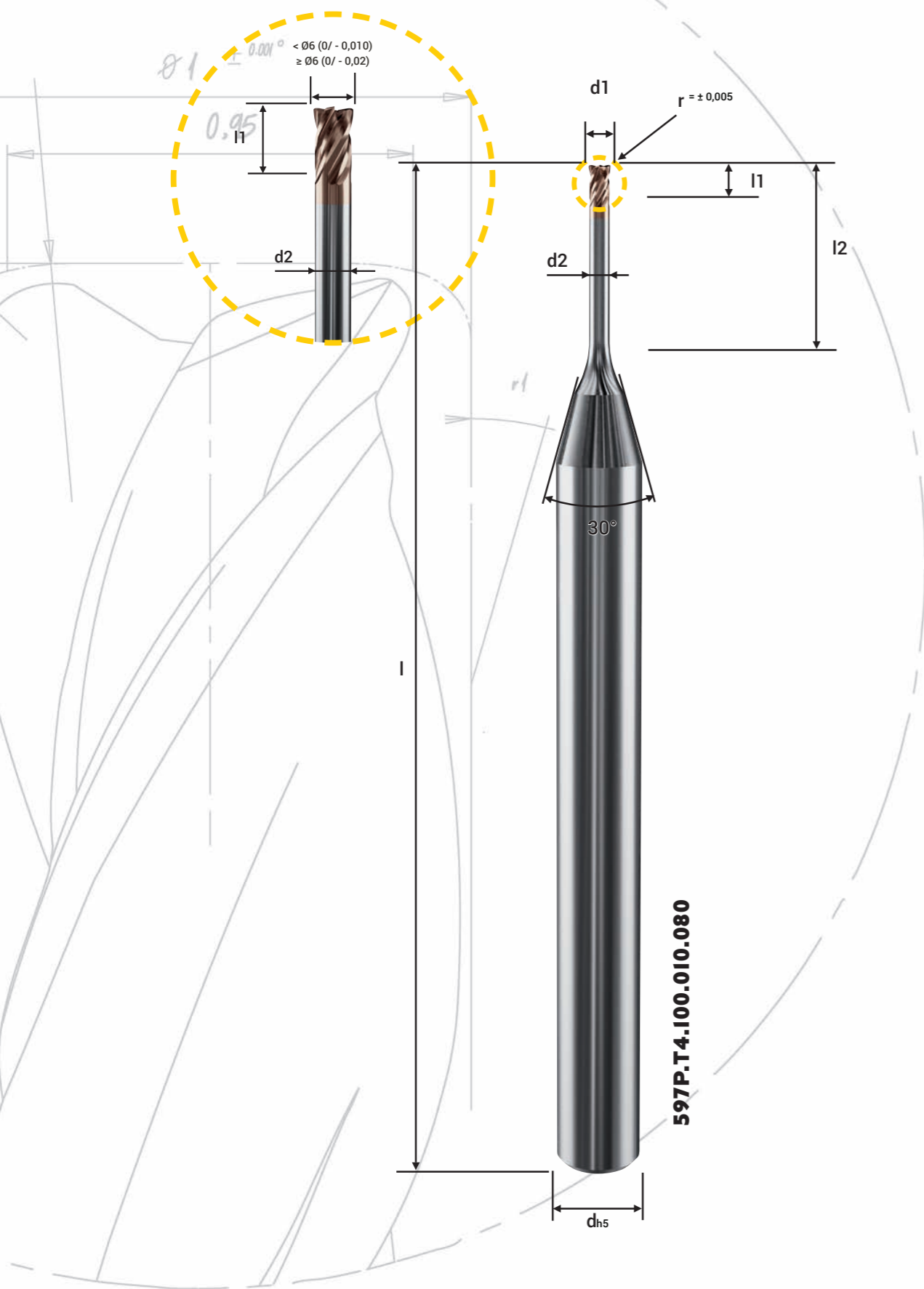
- Solid carbide 4-flute end mill with corner radius and 29/31° helix angle
- For machining steels up to 67HRC
- With WAD coating
- With measurement protocol
- For dry or wet roughing/pre-finishing/finishing



Article No.	d1	d2	r	l1	l2	d	l	Z
597P.T4.080.005.020	0.80	0.78	0.05	0.50	2.00	4.0	50	4
597P.T4.080.005.040	0.80	0.78	0.05	0.50	4.00	4.0	50	4
597P.T4.080.005.060	0.80	0.78	0.05	0.50	6.00	4.0	50	4
597P.T4.100.005.020	1.00	0.95	0.05	0.80	2.00	4.0	50	4
597P.T4.100.005.040	1.00	0.95	0.05	0.80	4.00	4.0	50	4
597P.T4.100.005.060	1.00	0.95	0.05	0.80	6.00	4.0	50	4
597P.T4.100.005.080	1.00	0.95	0.05	0.80	8.00	4.0	50	4
597P.T4.100.010.020	1.00	0.95	0.10	0.80	2.00	4.0	50	4
597P.T4.100.010.040	1.00	0.95	0.10	0.80	4.00	4.0	50	4
597P.T4.100.010.060	1.00	0.95	0.10	0.80	6.00	4.0	50	4
597P.T4.100.010.080	1.00	0.95	0.10	0.80	8.00	4.0	50	4
597P.T4.150.010.040	1.50	1.45	0.10	1.20	4.00	4.0	50	4
597P.T4.150.010.060	1.50	1.45	0.10	1.20	6.00	4.0	50	4
597P.T4.150.010.100	1.50	1.45	0.10	1.20	10.0	4.0	50	4
597P.T4.150.010.120	1.50	1.45	0.10	1.20	12.0	4.0	50	4
597P.T4.150.010.150	1.50	1.45	0.10	1.20	15.0	4.0	50	4
597P.T4.200.005.060	2.00	1.95	0.05	1.60	6.00	4.0	50	4
597P.T4.200.005.150	2.00	1.95	0.05	1.60	15.0	4.0	50	4
597P.T4.200.020.060	2.00	1.95	0.20	1.60	6.00	4.0	50	4
597P.T4.200.020.080	2.00	1.95	0.20	1.60	8.00	4.0	50	4
597P.T4.200.020.100	2.00	1.95	0.20	1.60	10.0	4.0	50	4
597P.T4.200.020.120	2.00	1.95	0.20	1.60	12.0	4.0	50	4

continued on next page...

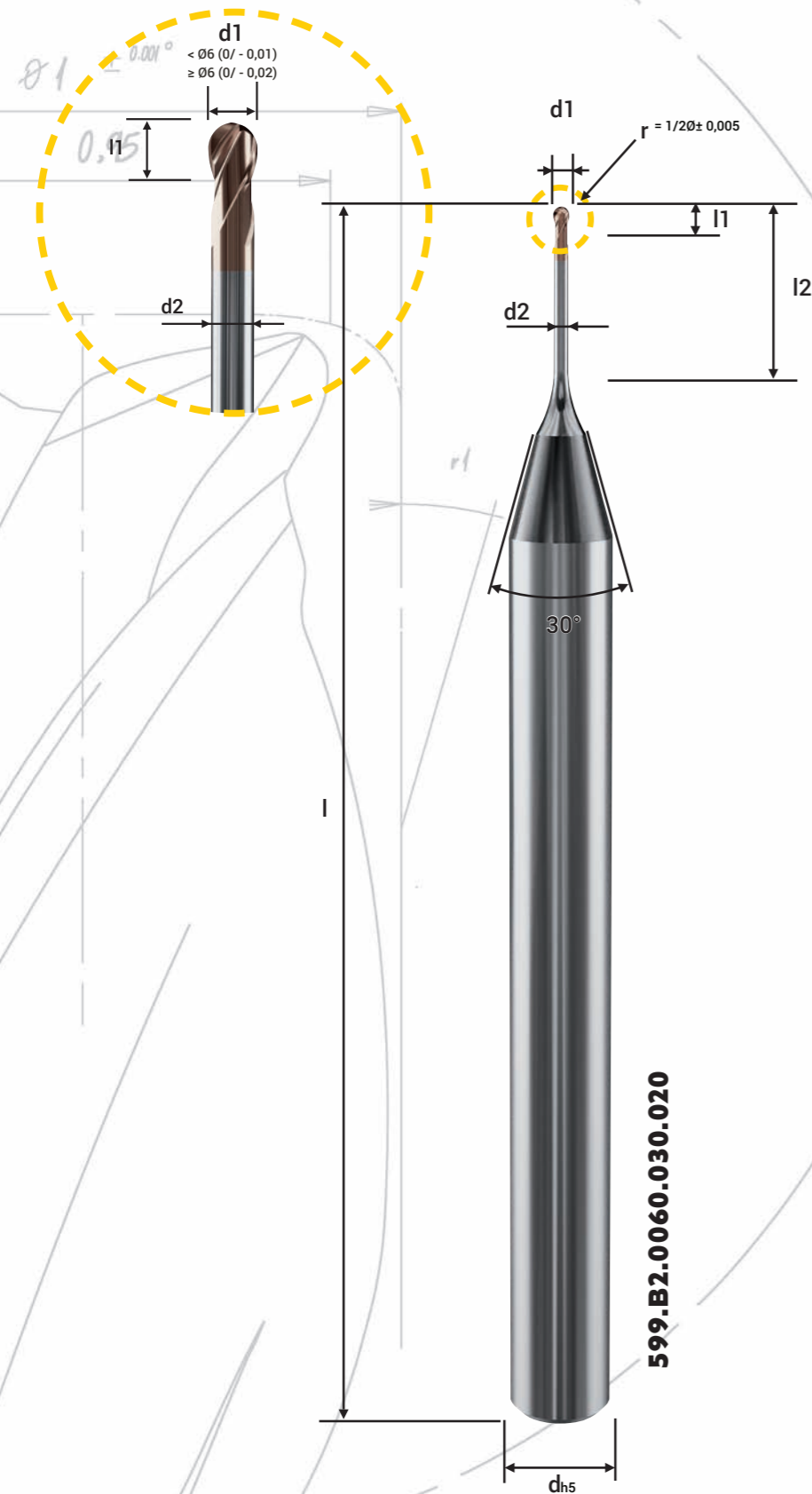
PEACOCK SERIES



PEACOCK 597P.T4 SERIES...CONTINUED

Article No.	d1	d2	r	l1	l2	d	l	Z
597P.T4.300.020.100	3.00	2.90	0.20	2.40	10.0	6.0	55	4
597P.T4.300.020.150	3.00	2.90	0.20	2.40	15.0	6.0	55	4
597P.T4.300.020.250	3.00	2.90	0.20	2.40	25.0	6.0	55	4
597P.T4.300.050.100	3.00	2.90	0.50	2.40	10.0	6.0	55	4
597P.T4.300.050.150	3.00	2.90	0.50	2.40	15.0	6.0	55	4
597P.T4.300.050.250	3.00	2.90	0.50	2.40	25.0	6.0	55	4
597P.T4.400.020.100	4.00	3.80	0.20	3.20	10.0	6.0	55	4
597P.T4.400.020.150	4.00	3.80	0.20	3.20	15.0	6.0	55	4
597P.T4.400.020.200	4.00	3.80	0.20	3.20	20.0	6.0	55	4
597P.T4.400.020.300	4.00	3.80	0.20	3.20	30.0	6.0	55	4
597P.T4.400.040.100	4.00	3.80	0.40	3.20	10.0	6.0	55	4
597P.T4.400.040.150	4.00	3.80	0.40	3.20	15.0	6.0	55	4
597P.T4.400.040.200	4.00	3.80	0.40	3.20	20.0	6.0	55	4
597P.T4.400.050.100	4.00	3.80	0.50	3.20	10.0	6.0	55	4
597P.T4.400.050.150	4.00	3.80	0.50	3.20	15.0	6.0	55	4
597P.T4.400.050.200	4.00	3.80	0.50	3.20	20.0	6.0	55	4
597P.T4.500.050.150	5.00	4.80	0.50	3.20	15.0	6.0	55	4
597P.T4.500.050.200	5.00	4.80	0.50	3.20	20.0	6.0	55	4
597P.T4.600.005.120	6.00	5.80	0.05	3.20	12.0	6.0	65	4
597P.T4.600.005.180	6.00	5.80	0.05	3.20	18.0	6.0	65	4
597P.T4.600.020.120	6.00	5.80	0.20	4.00	12.0	6.0	65	4
597P.T4.600.020.180	6.00	5.80	0.20	4.00	18.0	6.0	65	4
597P.T4.600.030.120	6.00	5.80	0.30	4.80	12.0	6.0	65	4
597P.T4.600.030.180	6.00	5.80	0.30	4.80	18.0	6.0	65	4
597P.T4.600.050.120	6.00	5.80	0.50	4.80	12.0	6.0	65	4
597P.T4.600.050.150	6.00	5.80	0.50	4.80	15.0	6.0	65	4
597P.T4.600.050.180	6.00	5.80	0.50	4.80	18.0	6.0	65	4
597P.T4.600.050.300	6.00	5.80	0.50	4.80	30.0	6.0	65	4

PEACOCK SERIES



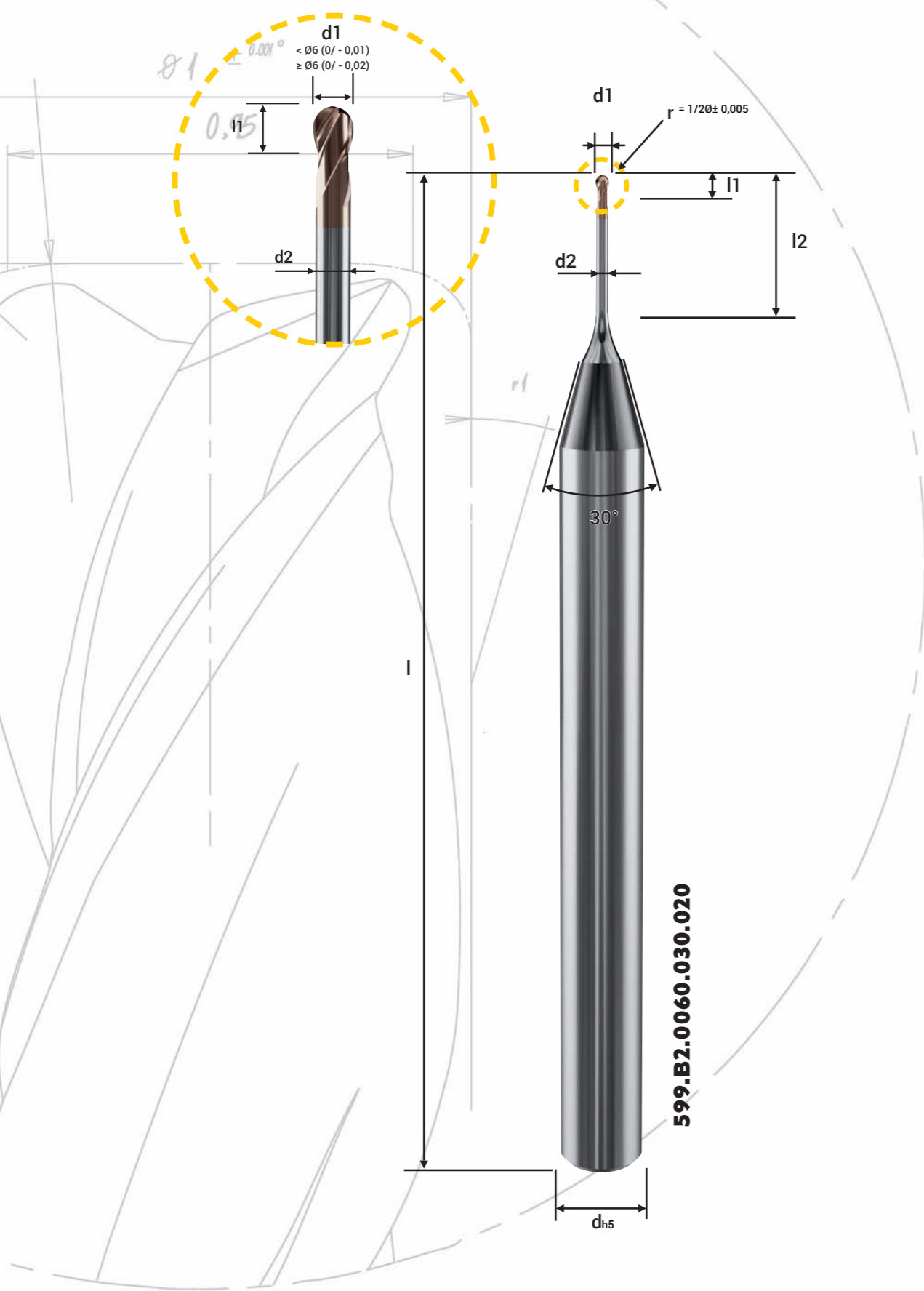
PEACOCK 599.B2 SERIES

- Solid carbide 2-flute ball end mill with 30° helix angle
- For machining steels up to 67HRC
- With WAD coating
- For dry or wet roughing/pre-finishing/finishing



Article No.	d1	d2	r	l1	l2	d	l	Z	Inclination Angle				
									30°	1°	1°30'	2°	3°
599.B2.0010.005.003	0.10	-	0.05	0.30	0.30	4.0	48	2	0.31	0.32	0.34	0.35	0.38
599.B2.0020.010.003	0.20	-	0.10	0.30	0.30	4.0	48	2	0.31	0.32	0.34	0.35	0.38
599.B2.0020.010.005	0.20	-	0.10	0.50	0.50	4.0	48	2	0.68	0.81	0.92	1.03	1.23
599.B2.0020.010.010	0.20	0.18	0.10	0.50	1.00	4.0	48	2	1.41	1.55	1.67	1.78	2.00
599.B2.0030.015.005	0.30	-	0.15	0.50	0.50	4.0	48	2	0.52	0.54	0.56	0.58	0.63
599.B2.0030.015.007	0.30	0.27	0.15	0.50	0.70	4.0	48	2	1.19	1.29	1.39	1.49	1.67
599.B2.0030.015.010	0.30	0.27	0.15	0.50	1.00	4.0	48	2	1.46	1.58	1.70	1.81	2.01
599.B2.0030.015.020	0.30	0.27	0.15	0.50	2.00	4.0	48	2	2.55	2.72	2.88	3.02	3.28
599.B2.0040.020.005	0.40	-	0.20	0.50	0.50	4.0	48	2	0.52	0.54	0.56	0.58	0.63
599.B2.0040.020.010	0.40	0.35	0.20	0.50	1.00	4.0	48	2	1.56	1.66	1.76	1.86	2.06
599.B2.0040.020.020	0.40	0.35	0.20	0.50	2.00	4.0	48	2	2.63	2.79	2.93	3.07	3.32
599.B2.0040.020.030	0.40	0.35	0.20	0.50	3.00	4.0	48	2	3.69	3.89	4.07	4.23	4.52
599.B2.0050.025.005	0.50	-	0.25	0.50	0.50	4.0	48	2	0.52	0.54	0.56	0.58	0.63
599.B2.0050.025.010	0.50	0.45	0.25	0.50	1.00	4.0	48	2	1.55	1.65	1.75	1.85	2.04
599.B2.0050.025.015	0.50	0.45	0.25	0.50	1.50	4.0	48	2	2.08	2.21	2.33	2.45	2.65
599.B2.0050.025.020	0.50	0.45	0.25	0.50	2.00	4.0	48	2	2.62	2.78	2.92	3.06	3.30
599.B2.0050.025.025	0.50	0.45	0.25	0.50	2.50	4.0	48	2	3.16	3.34	3.50	3.64	3.91
599.B2.0050.025.030	0.50	0.45	0.25	0.50	3.00	4.0	48	2	3.69	3.89	4.06	4.22	4.51
599.B2.0050.025.040	0.50	0.45	0.25	0.50	4.00	4.0	48	2	4.75	4.98	5.18	5.37	5.69

continued on next page...

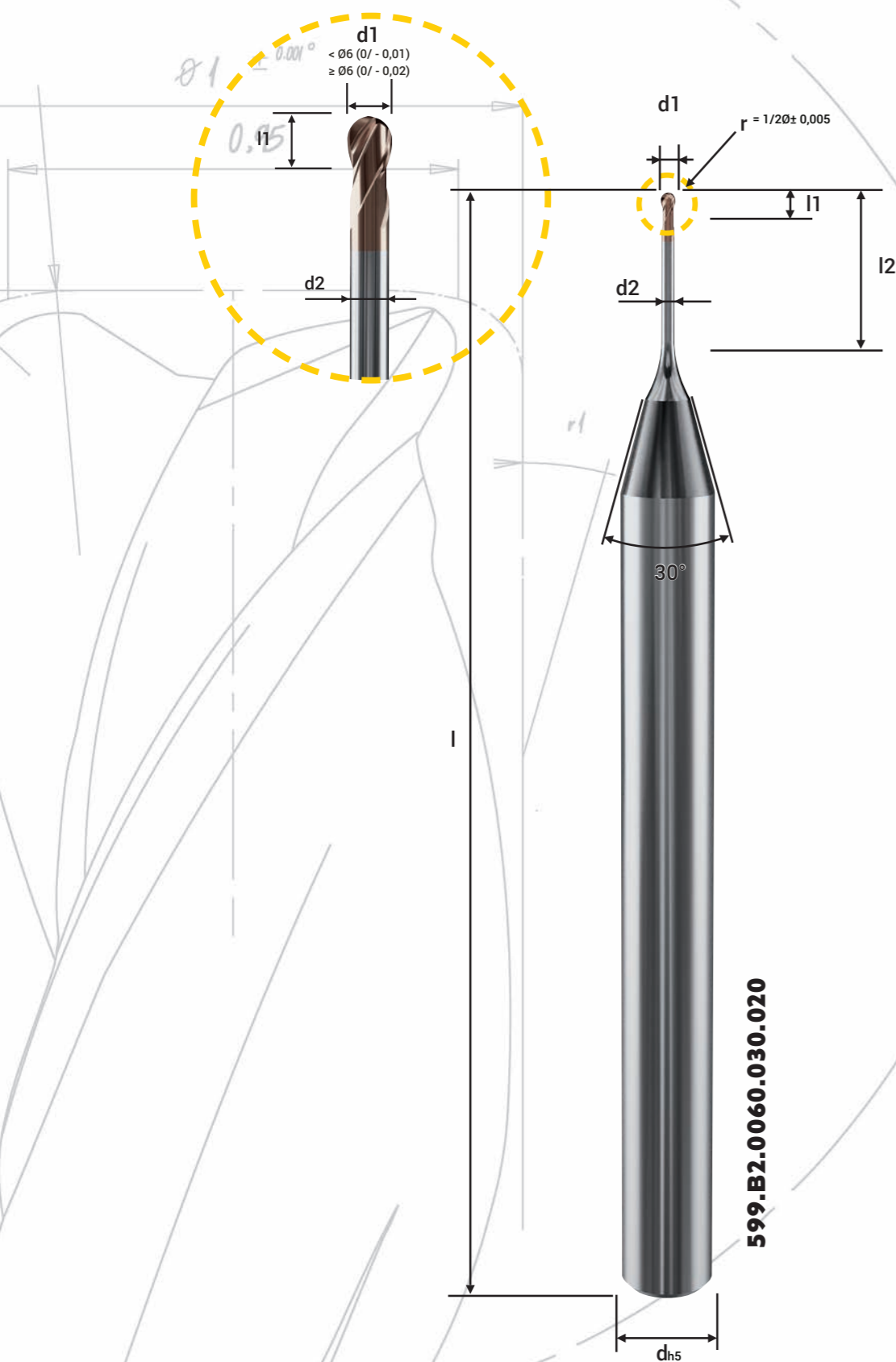


PEACOCK 599.B2 SERIES...CONTINUED

Article No.	d1	d2	r	l1	l2	d	l	Z	Inclination Angle				
									30°	1°	1°30'	2°	3°
599.B2.0060.030.020	0.60	0.55	0.30	0.60	2.00	4.0	48	2	2.62	2.77	2.92	3.05	3.29
599.B2.0060.030.030	0.60	0.55	0.30	0.60	3.00	4.0	48	2	3.69	3.88	4.06	4.22	4.50
599.B2.0060.030.045	0.60	0.55	0.30	0.60	4.50	4.0	48	2	5.27	5.52	5.73	5.92	6.26
599.B2.0060.030.060	0.60	0.55	0.30	0.60	6.00	4.0	48	2	6.85	7.14	7.39	7.60	7.97
599.B2.0080.040.020	0.80	0.75	0.40	1.00	2.00	4.0	48	2	2.61	2.76	2.90	3.03	3.27
599.B2.0080.040.040	0.80	0.75	0.40	1.00	4.00	4.0	48	2	4.74	4.97	5.17	5.34	5.66
599.B2.0080.040.050	0.80	0.75	0.40	1.00	5.00	4.0	48	2	5.83	6.09	6.31	6.50	6.85
599.B2.0080.040.060	0.80	0.75	0.40	1.00	6.00	4.0	48	2	6.85	7.14	7.38	7.59	7.96
599.B2.0080.040.080	0.80	0.75	0.40	1.00	8.00	4.0	48	2	8.94	9.28	9.56	9.80	10.21
599.B2.0080.040.080	0.80	0.75	0.40	1.00	10.0	4.0	48	2	11.03	11.41	11.71	11.98	12.42
599.B2.0100.050.020	1.00	0.95	0.50	1.50	2.00	4.0	48	2	2.61	2.75	2.88	3.01	3.24
599.B2.0100.050.025	1.00	0.95	0.50	1.50	2.50	4.0	48	2	3.17	3.34	3.49	3.63	3.89
599.B2.0100.050.040	1.00	0.95	0.50	1.50	4.00	4.0	48	2	4.73	4.96	5.16	5.33	5.64
599.B2.0100.050.060	1.00	0.95	0.50	1.50	6.00	4.0	48	2	6.84	7.13	7.37	7.58	7.95
599.B2.0100.050.080	1.00	0.95	0.50	1.50	8.00	4.0	48	2	8.94	9.27	9.55	9.79	10.20
599.B2.0100.050.100	1.00	0.95	0.50	1.50	10.0	4.0	48	2	11.02	11.40	11.71	11.97	12.41
599.B2.0100.050.140	1.00	0.95	0.50	1.50	14.0	4.0	48	2	15.18	15.63	15.98	16.28	17.44
599.B2.0150.075.040	1.50	1.45	0.75	1.50	4.00	4.0	48	2	4.72	4.94	5.12	5.29	5.60
599.B2.0150.075.060	1.50	1.45	0.75	1.50	6.00	4.0	48	2	6.83	7.11	7.34	7.55	7.91
599.B2.0150.075.080	1.50	1.45	0.75	1.50	8.00	4.0	48	2	8.93	9.26	9.53	9.76	10.16
599.B2.0150.075.100	1.50	1.45	0.75	1.50	10.0	4.0	48	2	11.01	11.39	11.69	11.95	12.38
599.B2.0150.075.150	1.50	1.45	0.75	1.50	15.0	4.0	60	2	16.20	16.60	17.00	17.30	18.65
599.B2.0150.075.200	1.50	1.45	0.75	1.50	20.0	4.0	60	2	21.40	21.90	22.30	23.00	-
599.B2.0200.100.040	2.00	1.90	1.00	2.50	4.00	4.0	48	2	4.86	5.04	5.21	5.36	5.64
599.B2.0200.100.060	2.00	1.90	1.00	2.50	6.00	4.0	48	2	6.95	7.20	7.41	7.60	7.94
599.B2.0200.100.080	2.00	1.90	1.00	2.50	8.00	4.0	48	2	9.04	9.34	9.59	9.81	10.19
599.B2.0200.100.100	2.00	1.90	1.00	2.50	10.0	4.0	48	2	11.12	11.46	11.74	11.99	12.41
599.B2.0200.100.120	2.00	1.90	1.00	2.50	12.0	4.0	48	2	13.19	13.57	13.88	14.15	14.94
599.B2.0200.100.160	2.00	1.90	1.00	2.50	16.0	4.0	60	2	17.33	17.75	18.13	18.43	19.93
599.B2.0200.100.200	2.00	1.90	1.00	2.50	20.0	4.0	60	2	17.33	21.95	22.23	23.03	-
599.B2.0200.100.250	2.00	1.90	1.00	2.50	25.0	4.0	60	2	26.55	27.15	27.75	28.81	-

continued on next page...

PEACOCK SERIES

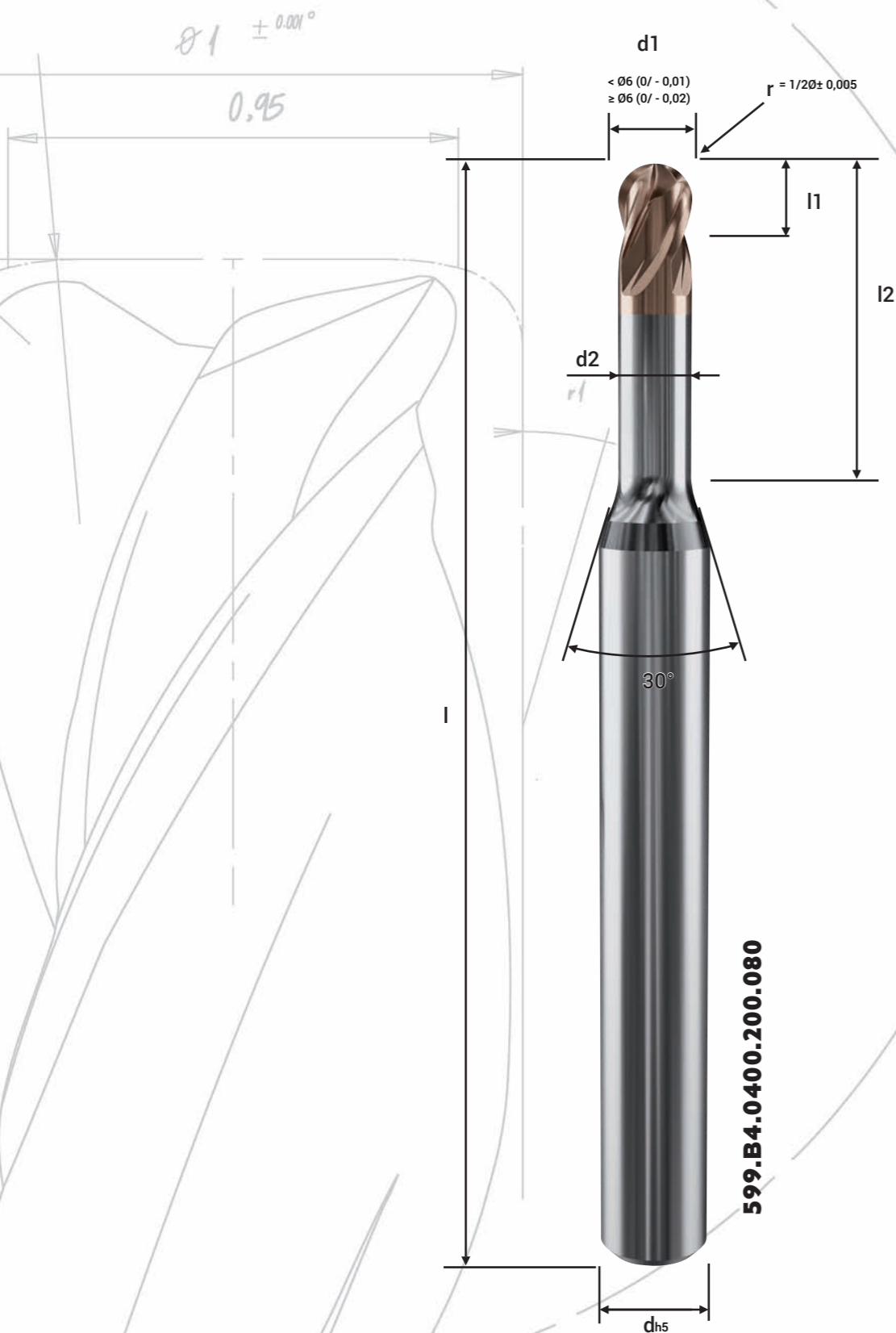


599.B2.0060.030.020

PEACOCK 599.B2 SERIES...CONTINUED

Article No.	d1	d2	r	l1	l2	d	l	Z	Inclination Angle				
									30'	1°	1°30'	2°	3°
599.B2.0300.150.080	3.00	2.90	1.50	3.50	8.00	6.0	60	2	9.02	9.30	9.54	9.76	10.13
599.B2.0300.150.120	3.00	2.90	1.50	3.50	12.0	6.0	60	2	13.17	13.54	13.85	14.11	14.92
599.B2.0300.150.160	3.00	2.90	1.50	3.50	16.0	6.0	60	2	17.31	17.75	18.10	18.39	19.92
599.B2.0300.150.200	3.00	2.90	1.50	3.50	20.0	6.0	70	2	21.45	21.95	22.23	23.03	24.91
599.B2.0300.150.240	3.00	2.90	1.50	3.50	24.0	6.0	70	2	25.52	26.08	26.61	27.61	-
599.B2.0400.200.080	4.00	3.90	2.00	4.50	8.00	6.0	60	2	9.00	9.27	9.50	9.70	10.06
599.B2.0400.200.100	4.00	3.90	2.00	4.50	10.0	6.0	60	2	11.11	11.43	11.69	11.92	12.32
599.B2.0400.200.120	4.00	3.90	2.00	4.50	12.0	6.0	60	2	13.15	13.51	13.81	14.06	14.89
599.B2.0400.200.160	4.00	3.90	2.00	4.50	16.0	6.0	60	2	17.29	17.72	18.07	18.36	19.89
599.B2.0400.200.200	4.00	3.90	2.00	4.50	20.0	6.0	70	2	21.40	21.90	22.30	23.00	-
599.B2.0400.200.240	4.00	3.90	2.00	4.50	24.0	6.0	70	2	25.52	26.08	26.61	27.61	-
599.B2.0400.200.280	4.00	3.90	2.00	4.50	28.0	6.0	70	2	29.61	30.21	31.05	-	-
599.B2.0500.250.120	5.00	4.90	2.50	5.50	12.0	6.0	60	2	13.14	13.48	13.77	14.02	-
599.B2.0500.250.180	5.00	4.90	2.50	5.50	18.0	6.0	60	2	19.34	19.79	20.15	-	-
599.B2.0600.300.120	6.00	5.90	3.00	6.50	12.0	6.0	60	2	-	-	-	-	-
599.B2.0600.300.160	6.00	5.90	3.00	6.50	16.0	6.0	60	2	-	-	-	-	-
599.B2.0600.300.200	6.00	5.90	3.00	6.50	20.0	6.0	60	2	-	-	-	-	-
599.B2.0800.400.160	8.00	7.90	4.00	8.50	16.0	8.0	60	2	-	-	-	-	-
599.B2.0800.400.240	8.00	7.90	4.00	8.50	24.0	8.0	60	2	-	-	-	-	-
599.B2.0800.400.400	8.00	7.90	4.00	8.50	40.0	8.0	80	2	-	-	-	-	-
599.B2.1000.500.200	10.0	9.90	5.00	10.5	20.0	10.0	70	2	-	-	-	-	-
599.B2.1000.500.400	10.0	9.90	5.00	10.5	40.0	10.0	90	2	-	-	-	-	-
599.B2.1200.600.240	12.0	11.90	6.00	12.5	24.0	12.0	75	2	-	-	-	-	-
599.B2.1200.600.400	12.0	11.90	6.00	12.5	40.0	12.0	90	2	-	-	-	-	-

PEACOCK SERIES



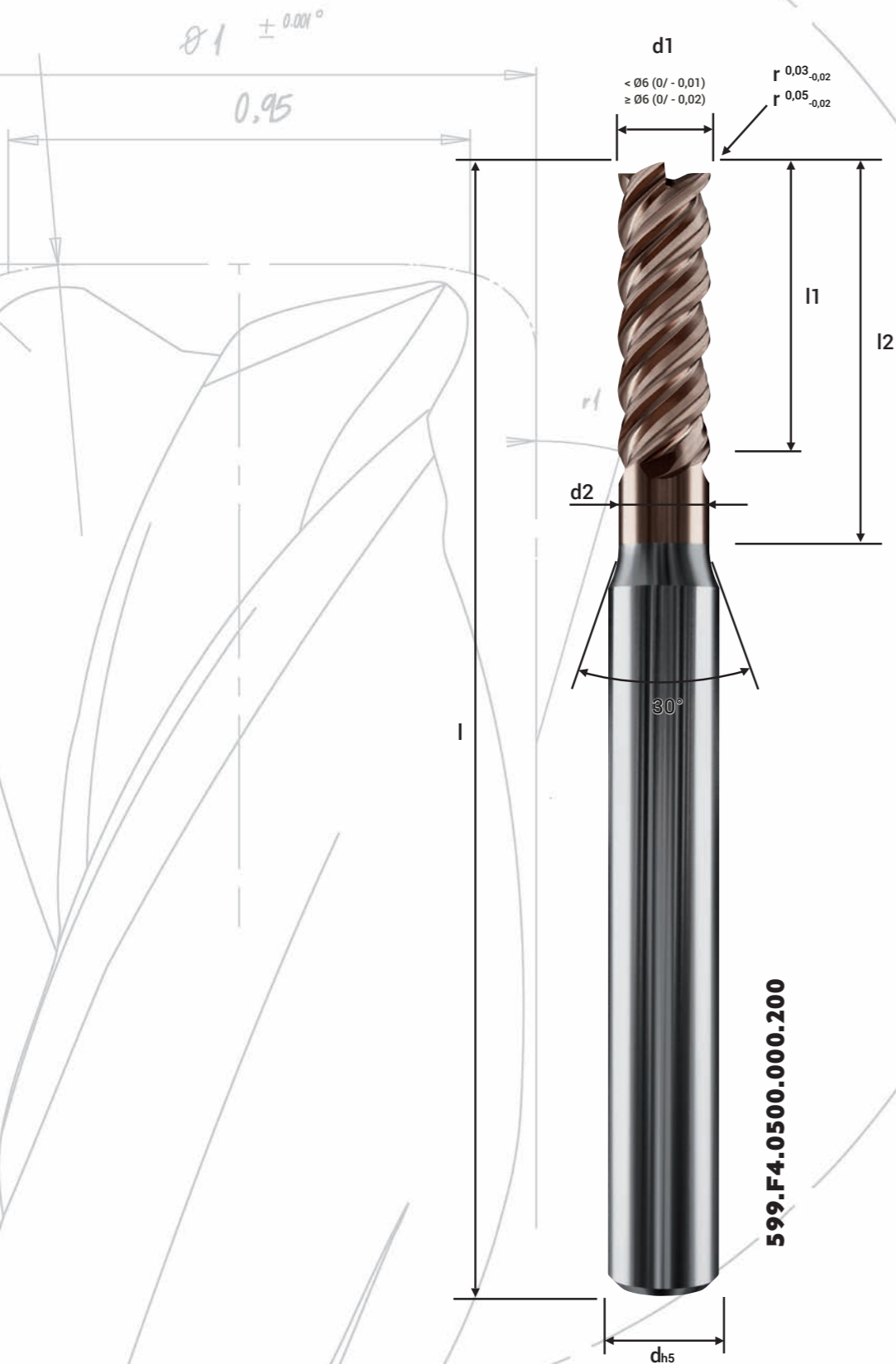
PEACOCK 599.B4 SERIES

- Solid carbide 4-flute ball end mill with 30° helix angle
- For machining steels up to 67HRC
- With WAD coating
- For dry or wet roughing/pre-finishing/finishing



Article No.	d1	d2	r	l1	l2	d	l	Z	Inclination Angle				
									30°	1°	1°30'	2°	3°
599.B4.0300.150.080	3.00	2.90	1.5	3.50	8.00	6.0	60	4	9.02	9.30	9.54	9.76	10.13
599.B4.0300.150.120	3.00	2.90	1.5	3.50	12.0	6.0	60	4	13.17	13.54	13.85	14.11	14.92
599.B4.0300.150.160	3.00	2.90	1.5	3.50	16.0	6.0	60	4	17.31	17.75	18.10	18.39	19.92
599.B4.0300.150.200	3.00	2.90	1.5	3.50	20.0	6.0	70	4	21.45	21.95	22.23	23.03	24.91
599.B4.0300.150.240	3.00	2.90	1.5	3.50	24.0	6.0	70	4	25.52	26.08	26.61	27.61	-
599.B4.0400.200.080	4.00	3.90	2.0	4.50	8.00	6.0	60	4	9.00	9.27	9.50	9.70	10.06
599.B4.0400.200.120	4.00	3.90	2.0	4.50	12.0	6.0	60	4	13.15	13.51	13.81	14.06	14.89
599.B4.0400.200.160	4.00	3.90	2.0	4.50	16.0	6.0	60	4	17.29	17.72	18.07	18.36	19.89
599.B4.0400.200.200	4.00	3.90	2.0	4.50	20.0	6.0	70	4	21.40	21.90	22.30	23.00	-
599.B4.0400.200.240	4.00	3.90	2.0	4.50	24.0	6.0	70	4	25.52	26.08	26.61	27.61	-
599.B4.0400.200.280	4.00	3.90	2.0	4.50	28.0	6.0	70	4	29.61	30.21	31.05	-	-
599.B4.0600.300.120	6.00	5.90	3.0	6.50	12.0	6.0	60	4	-	-	-	-	-
599.B4.0600.300.160	6.00	5.90	3.0	6.50	16.0	6.0	60	4	-	-	-	-	-
599.B4.0600.300.200	6.00	5.90	3.0	6.50	20.0	6.0	60	4	-	-	-	-	-
599.B4.0800.400.160	8.00	7.90	4.0	8.50	16.0	8.0	60	4	-	-	-	-	-
599.B4.0800.400.400	8.00	7.90	4.0	8.50	40.0	8.0	80	4	-	-	-	-	-
599.B4.1000.500.200	10.0	9.90	5.0	10.5	20.0	10.0	70	4	-	-	-	-	-
599.B4.1000.500.400	10.0	9.90	5.0	10.5	40.0	10.0	90	4	-	-	-	-	-
599.B4.1200.600.240	12.0	11.90	6.0	12.5	24.0	12.0	75	4	-	-	-	-	-
599.B4.1200.600.400	12.0	11.90	6.0	12.5	40.0	12.0	90	4	-	-	-	-	-

PEACOCK SERIES



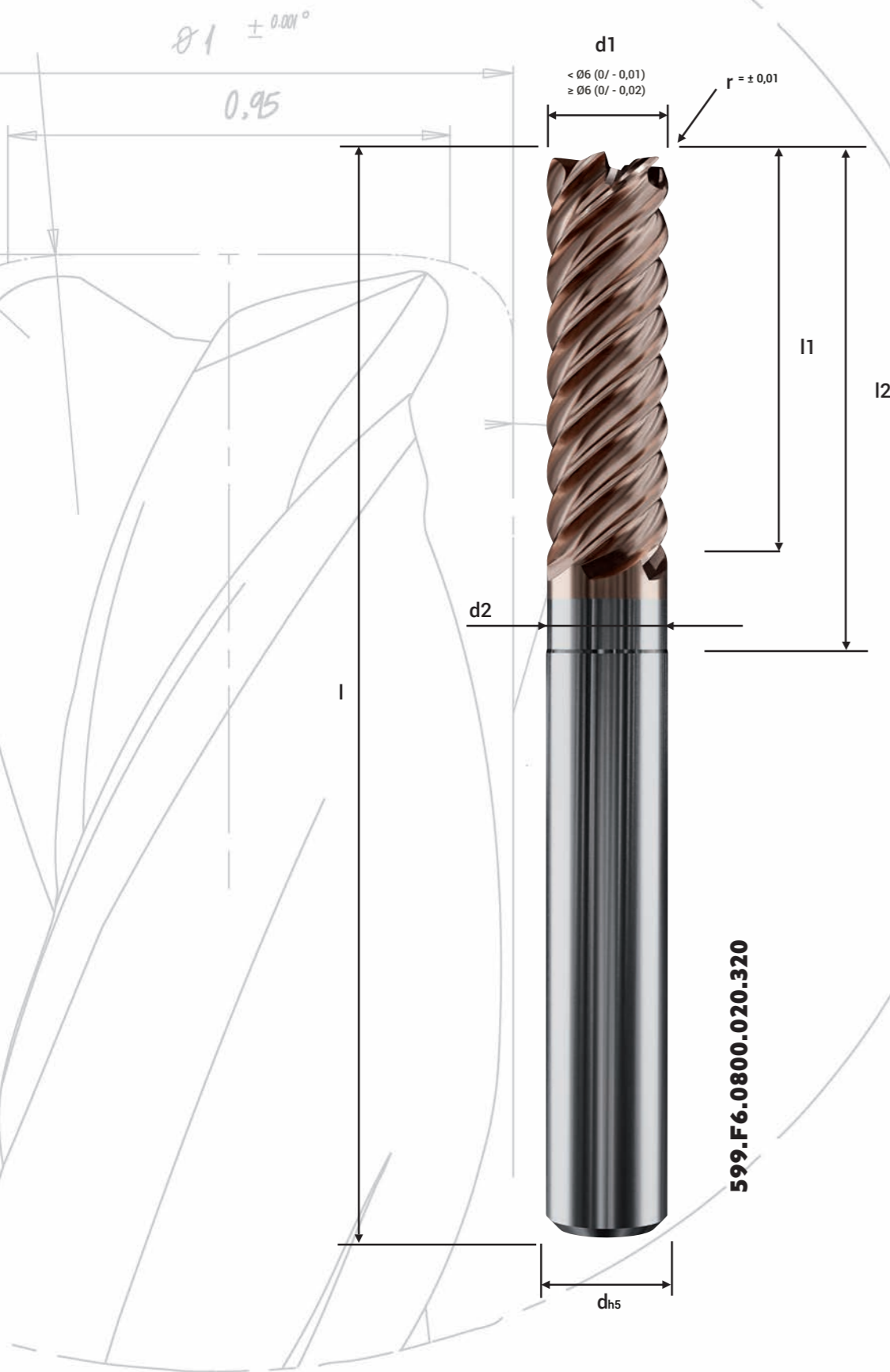
PEACOCK 599.F4 SERIES

- Solid carbide 4-flute end mill with 52° helix angle
- For machining steels up to 67HRC
- With WAD coating
- For dry or wet roughing/pre-finishing/finishing



Article No.	d1	d2	r	l1	l2	d	l	Z	Inclination Angle				
									30'	1°	1°30'	2°	3°
599.F4.0100.000.020	1.00	0.95	0.03	2.00	2.00	4.0	48	4	2.64	2.81	2.96	3.10	3.35
599.F4.0100.000.040	1.00	0.95	0.03	3.00	4.00	4.0	48	4	4.76	5.00	5.21	5.40	5.73
599.F4.0150.000.030	1.50	1.45	0.03	3.00	3.00	4.0	48	4	3.70	3.91	4.09	4.26	4.55
599.F4.0150.000.060	1.50	1.45	0.03	4.50	6.00	4.0	48	4	6.87	7.17	7.41	7.63	8.01
599.F4.0200.000.040	2.00	1.90	0.03	4.00	4.00	4.0	48	4	4.91	5.12	5.31	5.49	5.80
599.F4.0200.000.080	2.00	1.90	0.03	6.00	8.00	4.0	48	4	9.08	9.40	9.67	9.91	10.31
599.F4.0200.000.100	2.00	2.90	0.03	10.0	10.0	6.0	60	4	10.95	11.37	11.70	11.98	12.45
599.F4.0300.000.060	3.00	2.90	0.05	6.00	6.00	6.0	60	4	7.00	7.27	7.50	7.71	8.08
599.F4.0300.000.120	3.00	2.90	0.05	9.00	12.0	6.0	60	4	13.23	13.62	13.95	14.23	14.99
599.F4.0400.000.080	4.00	3.90	0.05	8.00	8.00	6.0	60	4	9.08	9.40	9.67	9.90	10.31
599.F4.0400.000.160	4.00	3.90	0.05	12.0	16.0	6.0	60	4	17.36	17.82	18.19	18.45	-
599.F4.0500.000.100	5.00	4.90	0.05	10.0	10.0	6.0	60	4	11.15	11.52	11.81	12.07	-
599.F4.0500.000.200	5.00	4.90	0.05	15.0	20.0	6.0	60	4	21.47	21.99	-	-	-
599.F4.0600.000.120	6.00	5.90	0.05	12.0	12.0	6.0	60	4	-	-	-	-	-
599.F4.0600.000.240	6.00	5.90	0.05	18.0	24.0	6.0	60	4	-	-	-	-	-
599.F4.0800.000.160	8.00	7.90	0.05	16.0	16.0	8.0	60	4	-	-	-	-	-
599.F4.0800.000.320	8.00	7.90	0.05	24.0	32.0	8.0	70	4	-	-	-	-	-
599.F4.1000.000.200	10.0	9.90	0.05	20.0	20.0	10.0	70	4	-	-	-	-	-
599.F4.1000.000.400	10.0	9.90	0.05	30.0	40.0	10.0	80	4	-	-	-	-	-
599.F4.1200.000.240	12.0	11.90	0.05	24.0	24.0	12.0	70	4	-	-	-	-	-
599.F4.1200.000.440	12.0	11.90	0.05	36.0	44.0	12.0	90	4	-	-	-	-	-

PEACOCK SERIES



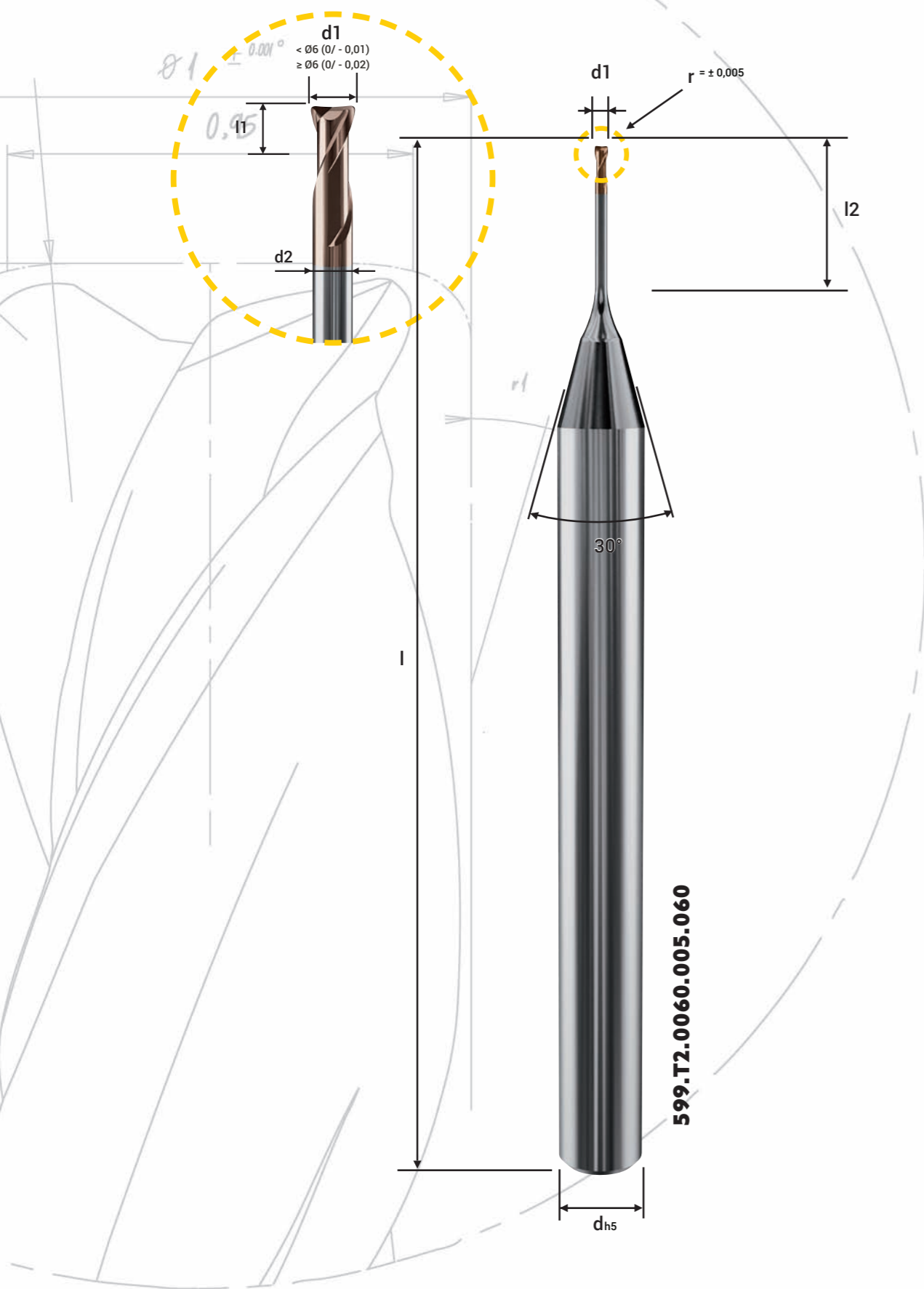
PEACOCK 599.F6 SERIES

- Solid carbide 6-flute end mill with 52° helix angle
- For machining steels up to 67HRC
- With WAD coating
- For dry or wet roughing/pre-finishing/finishing



Article No.	d1	d2	r	l1	l2	d	l	Z	Inclination Angle				
									30'	1°	1°30'	2°	3°
599.F6.0500.020.100	5.00	4.90	0.20	10.0	10.0	6.0	60	6	11.15	11.52	11.82	12.08	-
599.F6.0500.020.200	5.00	4.90	0.20	15.0	20.0	6.0	60	6	21.47	21.99	-	-	-
599.F6.0600.020.120	6.00	5.90	0.20	12.0	12.0	6.0	60	6	-	-	-	-	-
599.F6.0600.020.240	6.00	5.90	0.20	18.0	24.0	6.0	60	6	-	-	-	-	-
599.F6.0800.020.160	8.00	7.90	0.20	16.0	16.0	8.0	60	6	-	-	-	-	-
599.F6.0800.020.320	8.00	7.90	0.20	24.0	32.0	8.0	70	6	-	-	-	-	-
599.F6.1000.020.200	10.0	9.90	0.20	20.0	20.0	10.0	70	6	-	-	-	-	-
599.F6.1000.020.400	10.0	9.90	0.20	30.0	40.0	10.0	80	6	-	-	-	-	-
599.F6.1200.020.240	12.0	11.90	0.20	24.0	24.0	12.0	70	6	-	-	-	-	-
599.F6.1200.020.440	12.0	11.90	0.20	36.0	44.0	12.0	90	6	-	-	-	-	-

PEACOCK SERIES



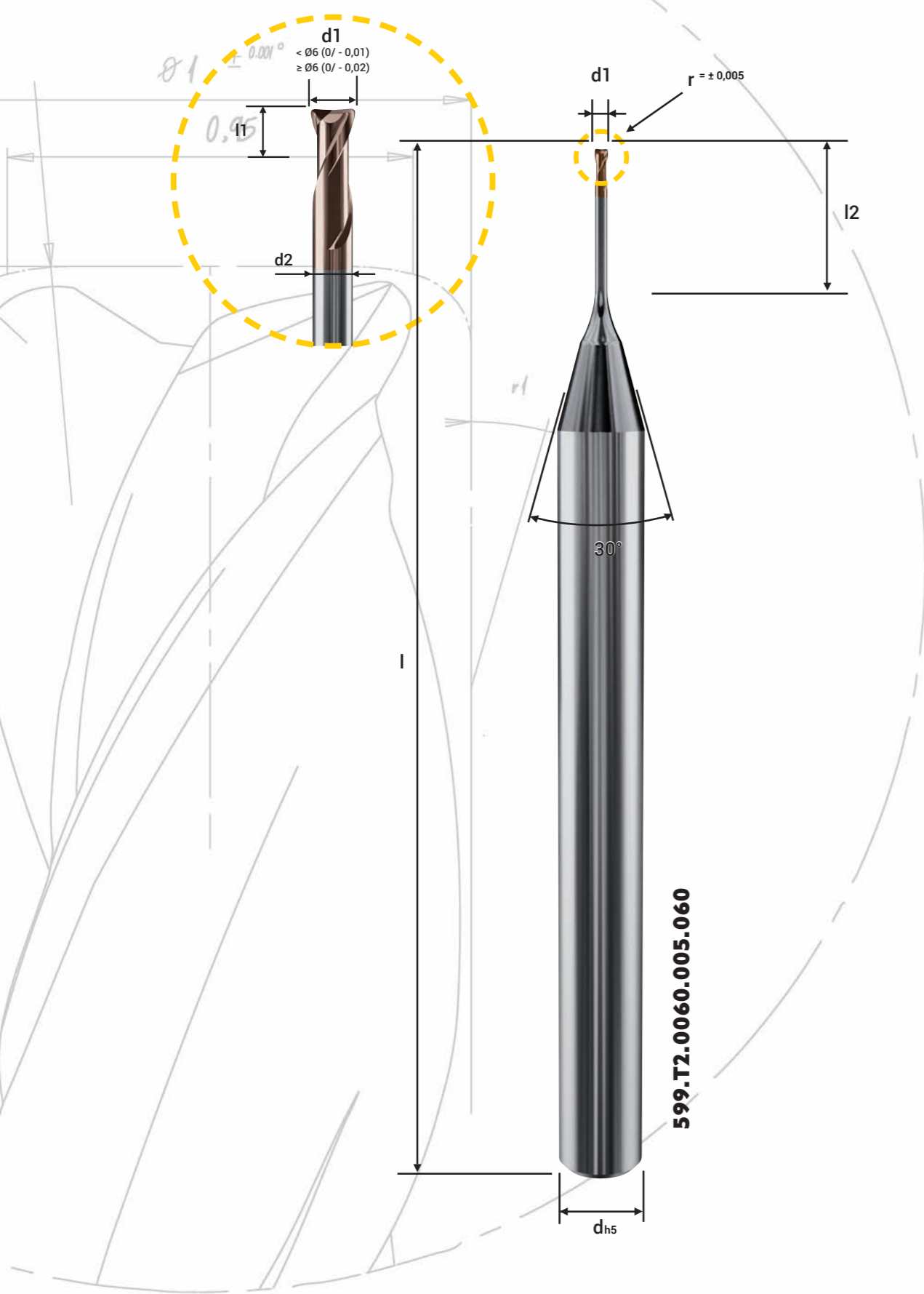
PEACOCK 599.T2 SERIES

- Solid carbide 2-flute end mill with corner radius and 30° helix angle
- For machining steels up to 67HRC
- With WAD coating
- For dry or wet roughing/pre-finishing/finishing



Article No.	d1	d2	r	l1	l2	d	l	Z	Inclination Angle				
									30'	1°	1°30'	2°	3°
599.T2.0020.005.003	0.20	-	0.05	0.30	0.30	4.0	48	2	0.31	0.32	0.34	0.35	0.38
599.T2.0020.005.005	0.20	-	0.05	0.50	0.50	4.0	48	2	0.69	0.83	0.94	1.05	1.25
599.T2.0020.005.010	0.20	0.18	0.05	0.50	1.00	4.0	48	2	1.42	1.55	1.68	1.80	2.02
599.T2.0030.005.005	0.30	-	0.05	0.50	0.50	4.0	48	2	0.52	0.54	0.56	0.58	0.63
599.T2.0030.005.010	0.30	0.27	0.05	0.60	1.00	4.0	48	2	1.47	1.60	1.72	1.83	2.05
599.T2.0030.005.020	0.30	0.27	0.05	0.60	2.00	4.0	48	2	2.56	2.74	2.90	3.04	3.31
599.T2.0040.005.005	0.40	-	0.05	0.50	0.50	4.0	48	2	0.52	0.54	0.56	0.58	0.63
599.T2.0040.005.010	0.40	0.35	0.05	0.70	1.00	4.0	48	2	1.57	1.68	1.79	1.90	2.10
599.T2.0040.005.020	0.40	0.35	0.05	0.70	2.00	4.0	48	2	2.64	2.80	2.95	3.09	3.35
599.T2.0040.005.030	0.40	0.35	0.05	0.70	3.00	4.0	48	2	3.70	3.91	4.09	4.25	4.55
599.T2.0050.005.005	0.50	-	0.05	0.50	0.50	4.0	48	2	0.52	0.54	0.56	0.58	0.63
599.T2.0050.005.010	0.50	0.45	0.05	0.70	1.00	4.0	48	2	1.57	1.68	1.79	1.90	2.10
599.T2.0050.005.020	0.50	0.45	0.05	0.70	2.00	4.0	48	2	2.64	2.80	2.95	3.09	3.35
599.T2.0050.005.025	0.50	0.45	0.05	0.70	2.50	4.0	48	2	3.17	3.36	3.52	3.68	3.95
599.T2.0050.005.030	0.50	0.45	0.05	0.70	3.00	4.0	48	2	3.70	3.91	4.09	4.25	4.55
599.T2.0050.005.040	0.50	0.45	0.05	0.70	4.00	4.0	48	2	4.76	5.00	5.21	5.39	5.72
599.T2.0060.005.020	0.60	0.55	0.05	0.80	2.00	4.0	48	2	2.64	2.80	2.95	3.09	3.35
599.T2.0060.005.030	0.60	0.55	0.05	0.80	3.00	4.0	48	2	3.70	3.91	4.09	4.25	4.55
599.T2.0060.005.045	0.60	0.55	0.05	0.80	4.50	4.0	48	2	5.29	5.54	5.76	5.96	6.30
599.T2.0060.005.060	0.60	0.55	0.05	0.80	6.00	4.0	48	2	6.86	7.16	7.41	7.63	8.01
599.T2.0060.010.020	0.60	0.55	0.10	0.80	2.00	4.0	48	2	2.63	2.80	2.95	3.08	3.34
599.T2.0060.010.040	0.60	0.55	0.10	0.80	4.00	4.0	48	2	4.76	5.00	5.20	5.39	5.71

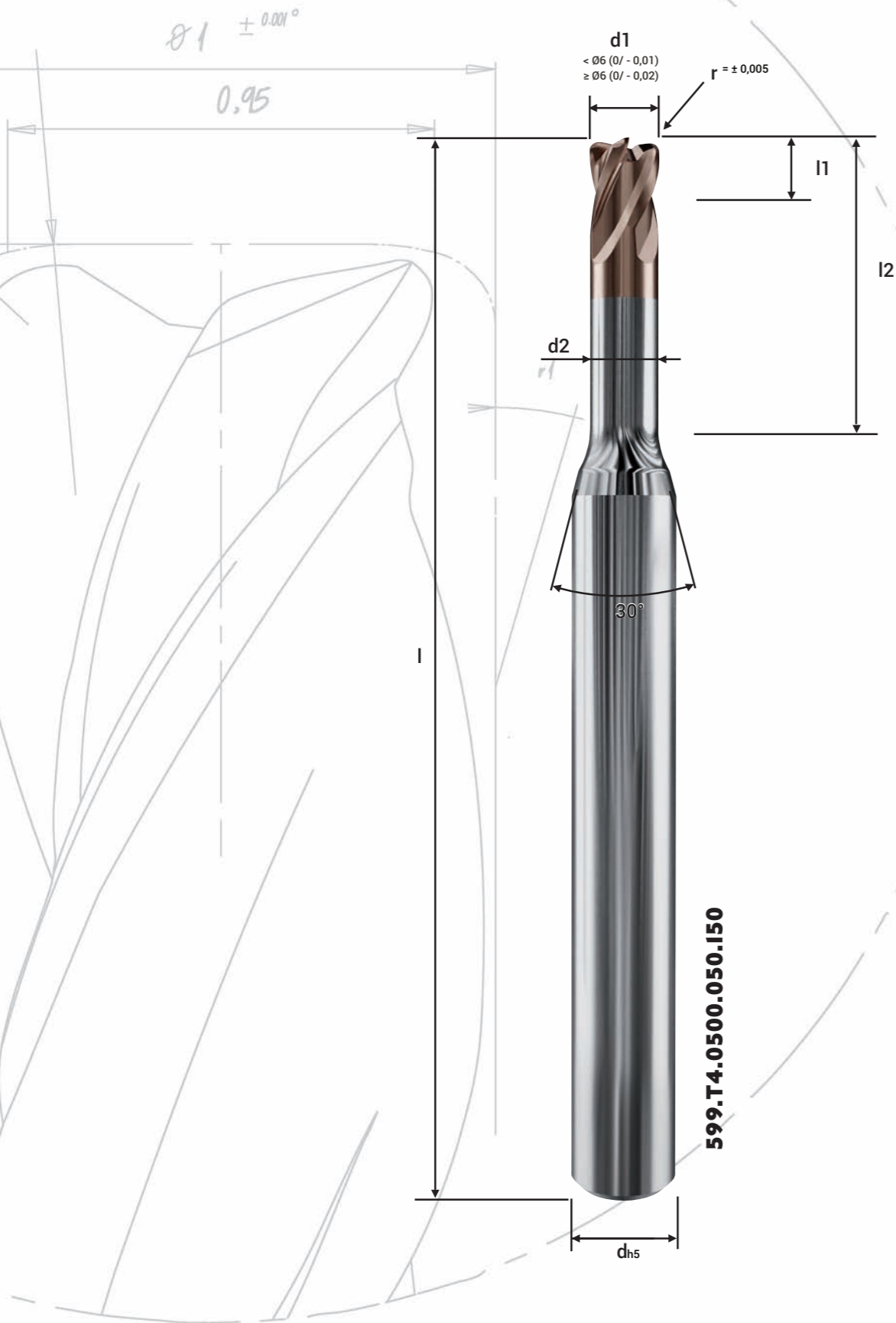
continued on next page...



PEACOCK 599.T2 SERIES...CONTINUED

Article No.	d1	d2	r	l1	l2	d	l	Z	Inclination Angle				
									30°	1°	1°30'	2°	3°
599.T2.0080.005.020	0.80	0.75	0.05	1.00	2.00	4.0	48	2	2.64	2.80	2.95	3.09	3.35
599.T2.0080.005.040	0.80	0.75	0.05	1.00	4.00	4.0	48	2	4.76	5.00	5.21	5.39	5.72
599.T2.0080.005.050	0.80	0.75	0.05	1.00	5.00	4.0	48	2	5.84	6.12	6.34	6.55	6.90
599.T2.0080.005.060	0.80	0.75	0.05	1.00	6.00	4.0	48	2	6.86	7.16	7.41	7.63	8.01
599.T2.0080.005.080	0.80	0.75	0.05	1.00	8.00	4.0	48	2	8.96	9.30	9.59	9.83	10.25
599.T2.0080.005.100	0.80	0.75	0.05	1.00	10.00	4.0	48	2	11.04	11.43	11.74	12.01	12.47
599.T2.0080.020.020	0.80	0.75	0.20	1.00	2.00	4.0	48	2	2.64	2.80	2.95	3.09	3.35
599.T2.0080.020.040	0.80	0.75	0.20	1.00	4.00	4.0	48	2	4.76	5.00	5.21	5.39	5.72
599.T2.0080.020.050	0.80	0.75	0.20	1.00	5.00	4.0	48	2	5.84	6.12	6.34	6.55	6.90
599.T2.0080.020.060	0.80	0.75	0.20	1.00	6.00	4.0	48	2	6.86	7.16	7.41	7.63	8.01
599.T2.0080.020.080	0.80	0.75	0.20	1.00	8.00	4.0	48	2	8.96	9.30	9.59	9.83	10.25
599.T2.0080.020.100	0.80	0.75	0.20	1.00	10.00	4.0	48	2	11.04	11.43	11.74	12.01	12.47
599.T2.0100.010.020	1.00	0.95	0.10	1.50	2.00	4.0	48	2	2.63	2.80	2.95	3.08	3.34
599.T2.0100.010.040	1.00	0.95	0.10	1.50	4.00	4.0	48	2	4.76	5.00	5.20	5.39	5.71
599.T2.0100.010.060	1.00	0.95	0.10	1.50	6.00	4.0	48	2	6.86	7.16	7.41	7.63	8.00
599.T2.0100.010.080	1.00	0.95	0.10	1.50	8.00	4.0	48	2	8.96	9.30	9.58	9.83	10.25
599.T2.0150.015.040	1.50	1.45	0.15	2.00	4.00	4.0	48	2	4.78	5.02	5.23	5.41	5.73
599.T2.0150.015.060	1.50	1.45	0.15	2.00	6.00	4.0	48	2	6.86	7.16	7.40	7.62	8.00
599.T2.0150.015.100	1.50	1.45	0.15	2.00	10.00	4.0	48	2	11.04	11.43	11.74	12.01	12.47
599.T2.0150.015.120	1.50	1.45	0.15	2.00	12.00	4.0	48	2	13.11	13.54	13.87	14.16	14.96
599.T2.0150.020.040	1.50	1.45	0.20	2.00	4.00	4.0	48	2	4.75	4.99	5.19	5.37	5.70
599.T2.0150.020.060	1.50	1.45	0.20	2.00	6.00	4.0	48	2	6.86	7.15	7.40	7.61	7.99
599.T2.0150.020.080	1.50	1.45	0.20	2.00	8.00	4.0	48	2	8.95	9.29	9.57	9.82	10.23
599.T2.0200.020.040	2.00	1.95	0.20	2.50	4.00	4.0	48	2	4.75	4.99	5.19	5.37	5.70
599.T2.0200.020.060	2.00	1.95	0.20	2.50	6.00	4.0	48	2	6.86	7.15	7.40	7.61	7.99
599.T2.0200.020.080	2.00	1.95	0.20	2.50	8.00	4.0	48	2	9.07	9.39	9.65	9.89	10.29
599.T2.0200.020.120	2.00	1.95	0.20	2.50	12.00	4.0	48	2	13.11	13.54	13.87	14.16	14.96
599.T2.0300.030.045	3.00	2.90	0.30	3.50	4.50	6.0	60	2	5.45	5.67	5.87	6.05	6.37
599.T2.0300.030.090	3.00	2.90	0.30	3.50	9.00	6.0	60	2	10.08	10.39	10.66	10.90	11.31
599.T2.0400.050.060	4.00	3.90	0.50	4.50	6.00	6.0	60	2	7.01	7.27	7.49	7.69	8.04
599.T2.0400.050.100	4.00	3.90	0.50	4.50	10.00	6.0	60	2	11.10	11.50	11.80	12.00	12.50
599.T2.0600.060.080	6.00	5.90	0.60	6.50	8.00	6.0	60	2	-	-	-	-	-
599.T2.0600.060.200	6.00	5.90	0.60	6.50	20.00	6.0	60	2	-	-	-	-	-
599.T2.0600.060.250	6.00	5.90	0.60	6.50	25.00	6.0	60	2	-	-	-	-	-

PEACOCK SERIES



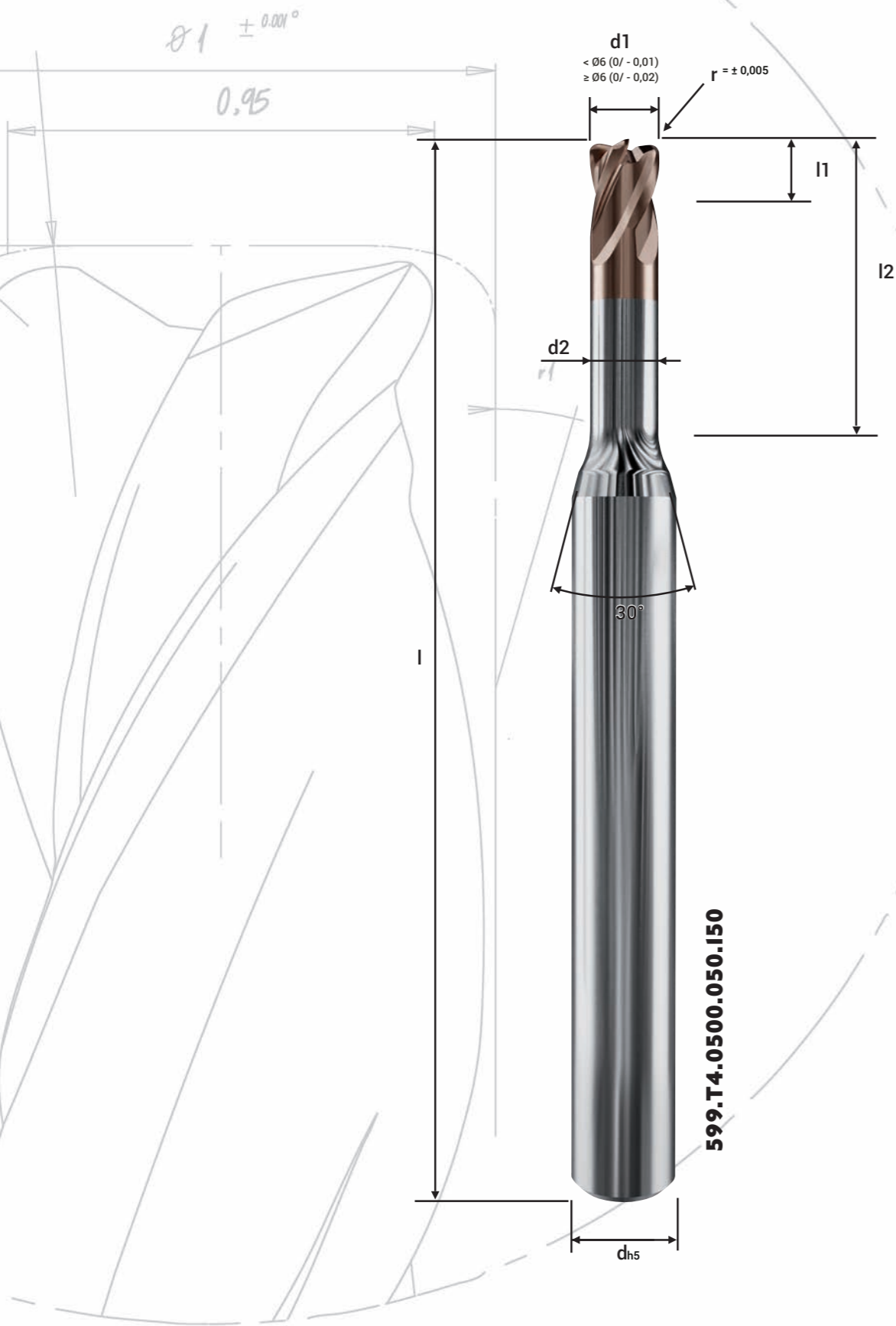
PEACOCK 599.T4 SERIES

- Solid carbide 4-flute end mill with corner radius and 30° helix angle
- For machining steels up to 67HRC
- With WAD coating
- For dry or wet roughing/pre-finishing/finishing



Article No.	d1	d2	r	l1	l2	d	l	Z	Inclination Angle				
									30°	1°	1°30'	2°	3°
599.T4.0100.010.020	1.00	0.95	0.10	1.50	2.00	4.0	48	4	2.63	2.80	2.95	3.08	3.34
599.T4.0100.010.040	1.00	0.95	0.10	1.50	4.00	4.0	48	4	4.76	5.00	5.20	5.39	5.71
599.T4.0100.010.060	1.00	0.95	0.10	1.50	6.00	4.0	48	4	6.86	7.16	7.41	7.63	8.00
599.T4.0100.010.080	1.00	0.95	0.10	1.50	8.00	4.0	48	4	8.96	9.30	9.58	9.83	10.25
599.T4.0100.010.100	1.00	0.95	0.10	1.50	10.0	4.0	48	4	11.04	11.43	11.74	12.01	12.46
599.T4.0100.010.140	1.00	0.95	0.10	1.50	14.0	4.0	48	4	15.19	15.65	16.01	16.31	17.46
599.T4.0100.020.020	1.00	0.95	0.20	1.50	2.00	4.0	48	4	2.63	2.80	2.95	3.08	3.34
599.T4.0100.020.040	1.00	0.95	0.20	1.50	4.00	4.0	48	4	4.76	5.00	5.20	5.39	5.71
599.T4.0100.020.060	1.00	0.95	0.20	1.50	6.00	4.0	48	4	6.86	7.16	7.41	7.63	8.00
599.T4.0100.020.080	1.00	0.95	0.20	1.50	8.00	4.0	48	4	8.96	9.30	9.58	9.83	10.25
599.T4.0100.020.100	1.00	0.95	0.20	1.50	10.0	4.0	48	4	11.04	11.43	11.74	12.01	12.46
599.T4.0100.020.140	1.00	0.95	0.20	1.50	14.0	4.0	48	4	15.19	15.65	16.01	16.31	17.46
599.T4.0150.010.040	1.50	1.45	0.10	2.00	4.00	4.0	48	4	4.76	5.00	5.20	5.39	5.71
599.T4.0150.010.060	1.50	1.45	0.10	2.00	6.00	4.0	48	4	6.86	7.16	7.41	7.63	8.00
599.T4.0150.010.100	1.50	1.45	0.10	2.00	10.0	4.0	48	4	11.04	11.43	11.74	12.01	12.46
599.T4.0150.010.120	1.50	1.45	0.10	2.00	12.0	4.0	48	4	13.12	13.54	13.88	14.17	14.96
599.T4.0150.010.150	1.50	1.45	0.10	2.00	15.0	4.0	60	4	16.23	16.70	17.07	17.38	18.71
599.T4.0150.010.200	1.50	1.45	0.10	2.00	20.0	4.0	60	4	21.35	21.89	22.33	23.01	-
599.T4.0150.015.040	1.50	1.45	0.15	2.00	4.00	4.0	48	4	4.75	4.99	5.20	5.38	5.70
599.T4.0150.015.060	1.50	1.45	0.15	2.00	6.00	4.0	48	4	6.86	7.16	7.40	7.62	8.00
599.T4.0150.015.080	1.50	1.45	0.15	2.00	8.00	4.0	48	4	8.95	9.30	9.58	9.82	10.24
599.T4.0150.015.100	1.50	1.45	0.15	2.00	10.0	4.0	48	4	11.04	11.43	11.74	12.01	12.46
599.T4.0150.020.040	1.50	1.45	0.20	2.00	4.00	4.0	48	4	4.76	5.00	5.20	5.39	5.71
599.T4.0150.020.060	1.50	1.45	0.20	2.00	6.00	4.0	48	4	6.86	7.16	7.41	7.63	8.00
599.T4.0150.020.080	1.50	1.45	0.20	2.00	8.00	4.0	48	4	8.96	9.30	9.58	9.83	10.25
599.T4.0150.020.100	1.50	1.45	0.20	2.00	10.0	4.0	48	4	11.04	11.43	11.74	12.01	12.46
599.T4.0150.020.120	1.50	1.45	0.20	2.00	12.0	4.0	48	4	13.12	13.54	13.88	14.17	14.96
599.T4.0150.020.150	1.50	1.45	0.20	2.00	15.0	4.0	60	4	16.23	16.70	17.07	17.38	18.71

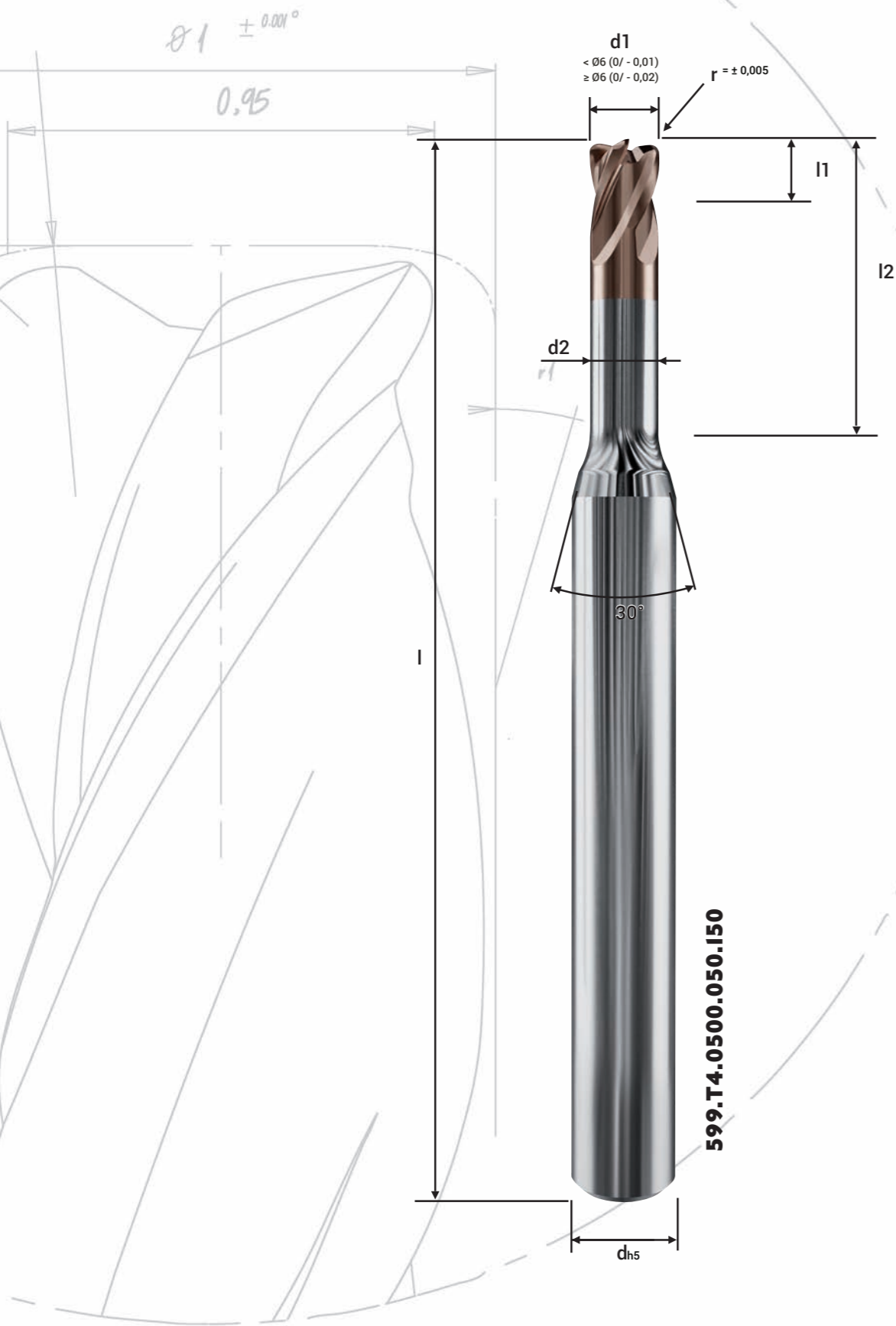
continued on next page...



PEACOCK 599.T4 SERIES...CONTINUED

Article No.	d1	d2	r	l1	l2	d	l	Z	Inclination Angle				
									30°	1°	1°30'	2°	3°
599.T4.0150.020.200	1.50	1.45	0.20	2.00	20.0	4.0	60	4	21.35	21.89	22.33	23.01	-
599.T4.0200.010.040	2.00	1.90	0.10	2.50	4.00	4.0	48	4	4.90	5.11	5.30	5.47	5.78
599.T4.0200.010.060	2.00	1.90	0.10	2.50	6.00	4.0	48	4	6.99	7.26	7.49	7.69	8.06
599.T4.0200.010.080	2.00	1.90	0.10	2.50	8.00	4.0	48	4	9.07	9.39	9.65	9.89	10.29
599.T4.0200.010.100	2.00	1.90	0.10	2.50	10.0	4.0	48	4	11.15	11.51	11.80	12.06	12.48
599.T4.0200.010.120	2.00	1.90	0.10	2.50	12.0	4.0	48	4	13.22	13.62	13.94	14.22	14.98
599.T4.0200.020.040	2.00	1.90	0.20	2.50	4.00	4.0	48	4	4.90	5.11	5.30	5.47	5.78
599.T4.0200.020.060	2.00	1.90	0.20	2.50	6.00	4.0	48	4	6.99	7.26	7.49	7.69	8.06
599.T4.0200.020.080	2.00	1.90	0.20	2.50	8.00	4.0	48	4	9.07	9.39	9.65	9.89	10.29
599.T4.0200.020.100	2.00	1.90	0.20	2.50	10.0	4.0	48	4	11.15	11.51	11.80	12.06	12.48
599.T4.0200.020.120	2.00	1.90	0.20	2.50	12.0	4.0	48	4	13.22	13.62	13.94	14.22	14.98
599.T4.0200.020.160	2.00	1.90	0.20	2.50	16.0	4.0	60	4	17.35	17.81	18.18	18.45	-
599.T4.0200.020.200	2.00	1.90	0.20	2.50	20.0	4.0	60	4	21.45	21.95	22.23	23.03	-
599.T4.0200.020.250	2.00	1.90	0.20	2.50	25.0	4.0	60	4	26.55	27.15	27.75	28.81	-
599.T4.0200.050.100	2.00	1.90	0.50	2.50	10.0	6.0	60	4	11.17	11.52	11.81	12.06	12.50
599.T4.0250.050.100	2.50	2.40	0.50	3.00	10.0	6.0	60	4	11.27	11.60	11.88	12.13	12.52
599.T4.0300.010.080	3.00	2.90	0.10	3.50	8.00	6.0	60	4	9.08	9.39	9.66	9.90	10.31
599.T4.0300.010.120	3.00	2.90	0.10	3.50	12.0	6.0	60	4	13.22	13.62	13.95	14.23	14.99
599.T4.0300.010.160	3.00	2.90	0.10	3.50	16.0	6.0	60	4	17.35	17.82	18.19	18.45	19.99
599.T4.0300.020.080	3.00	2.90	0.20	3.50	8.00	6.0	60	4	9.07	9.39	9.65	9.89	10.29
599.T4.0300.020.120	3.00	2.90	0.20	3.50	12.0	6.0	60	4	13.22	13.62	13.94	14.22	14.98
599.T4.0300.020.160	3.00	2.90	0.20	3.50	16.0	6.0	60	4	17.35	17.81	18.18	18.45	19.98
599.T4.0300.020.200	3.00	2.90	0.20	3.50	20.0	6.0	70	4	21.45	21.95	22.23	23.03	24.91
599.T4.0300.020.240	3.00	2.90	0.20	3.50	24.0	6.0	70	4	25.52	26.08	26.61	27.61	-
599.T4.0300.030.100	3.00	2.90	0.30	3.50	10.0	6.0	60	4	11.14	11.50	11.80	12.05	12.48
599.T4.0400.020.080	4.00	3.90	0.20	4.50	8.00	6.0	60	4	9.07	9.39	9.65	9.89	10.29
599.T4.0400.020.120	4.00	3.90	0.20	4.50	12.0	6.0	60	4	13.22	13.62	13.94	14.22	14.98
599.T4.0400.020.160	4.00	3.90	0.20	4.50	16.0	6.0	60	4	17.35	17.81	18.18	18.45	-
599.T4.0400.020.200	4.00	3.90	0.20	4.50	20.0	6.0	70	4	21.47	21.99	22.39	23.06	-
599.T4.0400.020.240	4.00	3.90	0.20	4.50	24.0	6.0	70	4	25.52	26.08	26.61	27.61	-
599.T4.0400.020.280	4.00	3.90	0.20	4.50	28.0	6.0	70	4	29.61	30.21	31.05	-	-
599.T4.0400.040.080	4.00	3.90	0.40	4.50	8.00	6.0	60	4	9.00	9.40	9.60	9.90	10.30
599.T4.0400.040.100	4.00	3.90	0.40	4.50	10.0	6.0	60	4	11.10	11.50	11.80	12.00	12.50

continued on next page...

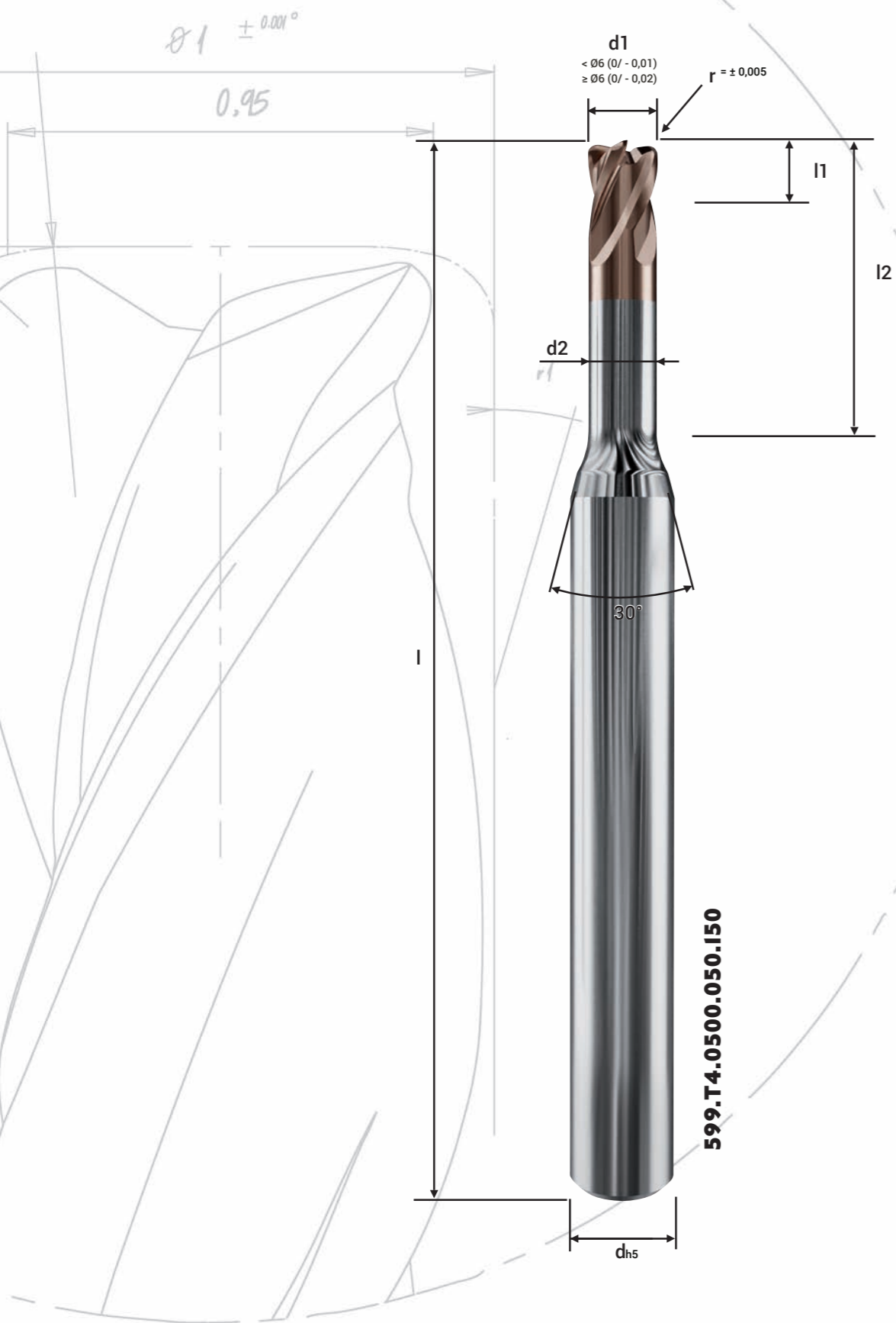


PEACOCK 599.T4 SERIES...CONTINUED

Article No.	d1	d2	r	l1	l2	d	l	Z	Inclination Angle				
									30°	1°	1°30'	2°	3°
599.T4.0400.050.080	4.0	3.90	0.50	4.50	8.00	6.0	60	4	9.06	9.37	9.63	9.86	10.26
599.T4.0400.050.120	4.0	3.90	0.50	4.50	12.0	6.0	60	4	13.21	13.60	13.92	14.19	14.97
599.T4.0400.050.160	4.0	3.90	0.50	4.50	16.0	6.0	60	4	17.34	17.80	18.16	18.44	-
599.T4.0400.050.200	4.0	3.90	0.50	4.50	20.0	6.0	70	4	21.46	21.97	22.37	23.05	-
599.T4.0400.050.240	4.00	3.90	0.50	4.50	24.0	6.0	70	4	25.52	26.08	26.61	27.61	-
599.T4.0400.050.280	4.00	3.90	0.50	4.50	28.0	6.0	70	4	29.61	30.21	31.05	-	-
599.T4.0400.100.080	4.00	3.90	1.00	4.50	8.00	6.0	60	4	9.04	9.34	9.59	9.81	10.19
599.T4.0400.100.120	4.00	3.90	1.00	4.50	12.0	6.0	60	4	13.19	13.57	13.88	14.15	14.94
599.T4.0400.100.160	4.00	3.90	1.00	4.50	16.0	6.0	60	4	17.33	17.77	18.13	18.43	19.94
599.T4.0400.100.200	4.00	3.90	1.00	4.50	20.0	6.0	70	4	21.40	21.90	22.30	23.00	-
599.T4.0400.100.240	4.00	3.90	1.00	4.50	24.0	6.0	70	4	25.52	26.08	26.61	27.61	-
599.T4.0400.100.280	4.00	3.90	1.00	4.50	28.0	6.0	70	4	29.61	30.21	31.05	-	-
599.T4.0500.020.080	5.00	4.90	0.20	5.50	8.00	6.0	60	4	9.06	9.37	9.63	9.86	10.26
599.T4.0500.020.150	5.00	4.90	0.20	5.50	15.0	6.0	60	4	16.31	16.75	17.10	-	-
599.T4.0500.050.080	5.00	4.90	0.50	5.50	8.00	6.0	60	4	9.06	9.37	9.63	9.86	10.26
599.T4.0500.050.150	5.00	4.90	0.50	5.50	15.0	6.0	60	4	16.31	16.75	17.10	-	-
599.T4.0600.020.120	6.00	5.90	0.20	6.50	12.0	6.0	60	4	-	-	-	-	-
599.T4.0600.020.160	6.00	5.90	0.20	6.50	16.0	6.0	60	4	-	-	-	-	-
599.T4.0600.020.200	6.00	5.90	0.20	6.50	20.0	6.0	60	4	-	-	-	-	-
599.T4.0600.030.120	6.00	5.90	0.30	6.50	12.0	6.0	60	4	-	-	-	-	-
599.T4.0600.030.160	6.00	5.90	0.30	6.50	16.0	6.0	60	4	-	-	-	-	-
599.T4.0600.030.200	6.00	5.90	0.30	6.50	20.0	6.0	60	4	-	-	-	-	-
599.T4.0600.030.300	6.00	5.90	0.30	6.50	30.0	6.0	60	4	-	-	-	-	-
599.T4.0600.050.120	6.00	5.90	0.50	6.50	12.0	6.0	60	4	-	-	-	-	-
599.T4.0600.050.150	6.00	5.90	0.50	6.50	15.0	6.0	60	4	-	-	-	-	-
599.T4.0600.050.160	6.00	5.90	0.50	6.50	16.0	6.0	60	4	-	-	-	-	-
599.T4.0600.050.200	6.00	5.90	0.50	6.50	20.0	6.0	60	4	-	-	-	-	-
599.T4.0600.060.150	6.00	5.90	0.60	6.50	15.0	6.0	60	4	-	-	-	-	-
599.T4.0600.100.120	6.00	5.90	1.00	6.50	12.0	6.0	60	4	-	-	-	-	-
599.T4.0600.100.160	6.00	5.90	1.00	6.50	16.0	6.0	60	4	-	-	-	-	-
599.T4.0600.100.200	6.00	5.90	1.00	6.50	20.0	6.0	60	4	-	-	-	-	-
599.T4.0600.100.300	6.00	5.90	1.00	6.50	30.0	6.0	60	4	-	-	-	-	-
599.T4.0800.050.160	8.00	7.90	0.50	8.50	16.0	8.0	60	4	-	-	-	-	-

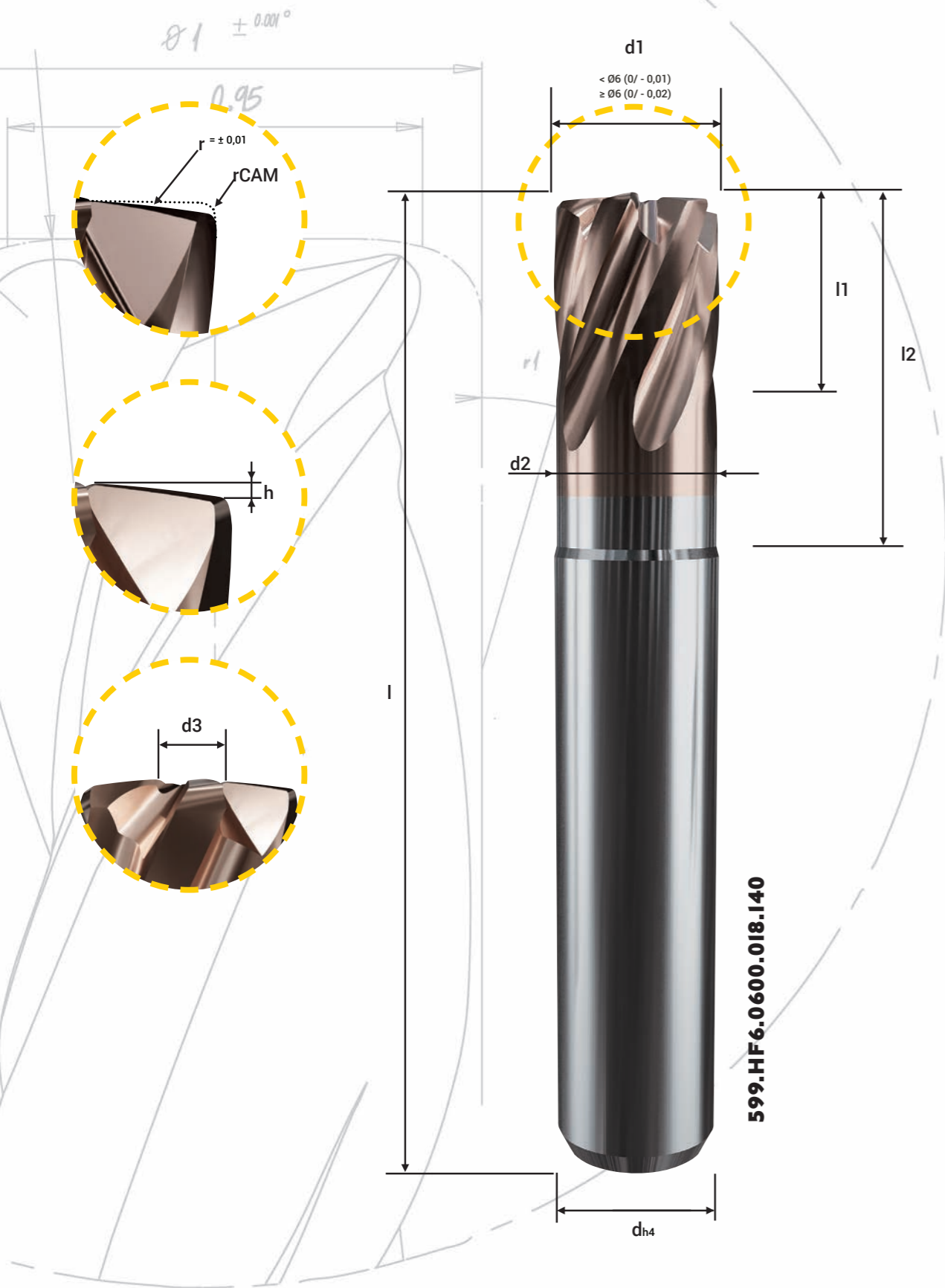
continued on next page...

PEACOCK SERIES



PEACOCK 599.T4 SERIES...CONTINUED

Article No.	d1	d2	r	l1	l2	d	l	Z	Inclination Angle				
									30°	1°	1°30'	2°	3°
599.T4.0800.050.300	8.00	7.90	0.50	8.50	30.0	8.0	80	4	-	-	-	-	-
599.T4.0800.050.400	8.00	7.90	0.50	8.50	40.0	8.0	80	4	-	-	-	-	-
599.T4.0800.080.300	8.00	7.90	0.80	8.50	30.0	8.0	80	4	-	-	-	-	-
599.T4.0800.100.160	8.00	7.90	1.00	8.50	16.0	8.0	60	4	-	-	-	-	-
599.T4.0800.100.400	8.00	7.90	1.00	8.50	40.0	8.0	80	4	-	-	-	-	-
599.T4.1000.050.200	10.0	9.90	0.50	10.50	20.0	10.0	70	4	-	-	-	-	-
599.T4.1000.050.400	10.0	9.90	0.50	10.50	40.0	10.0	90	4	-	-	-	-	-
599.T4.1000.100.200	10.0	9.90	1.00	10.50	20.0	10.0	70	4	-	-	-	-	-
599.T4.1000.100.300	10.0	9.90	1.00	10.50	30.0	10.0	70	4	-	-	-	-	-
599.T4.1000.100.400	10.0	9.90	1.00	10.50	40.0	10.0	90	4	-	-	-	-	-
599.T4.1000.100.500	10.0	9.90	1.00	10.50	50.0	10.0	90	4	-	-	-	-	-
599.T4.1200.050.125	12.0	11.90	0.50	12.50	12.5	12.0	70	4	-	-	-	-	-
599.T4.1200.100.240	12.0	11.90	1.00	12.50	24.0	12.0	70	4	-	-	-	-	-
599.T4.1200.100.400	12.0	11.90	1.00	12.50	40.0	12.0	90	4	-	-	-	-	-



PEACOCK 599.HF SERIES

- Solid carbide 4-6-flute high-feed end mill with corner radius and 25° helix angle
- For machining steels up to 67HRC
- With WAD coating
- For dry roughing




Article No.	d1	d2	d3 ¹	r	rCAM ²	l1	l2	h ³	d	l	Z
599.HF4.0100.003.030	1.00	0.95	0.39	3.0	0.09	1.00	3.00	0.03	6.0	50	4
599.HF4.0200.006.060	2.00	1.95	0.78	6.0	0.16	2.00	6.00	0.08	6.0	50	4
599.HF4.0300.009.090	3.00	2.95	1.18	9.0	0.30	3.00	9.00	0.11	6.0	50	4
599.HF6.0400.012.120	4.00	3.95	1.55	12.0	0.36	4.00	12.0	0.15	6.0	50	6
599.HF6.0500.015.150	5.00	4.95	1.95	15.0	0.40	5.00	15.0	0.18	6.0	50	6
599.HF6.0600.018.140	6.00	5.90	2.31	18.0	0.57	6.00	14.0	0.22	6.0	50	6
599.HF6.0800.024.160	8.00	7.90	3.07	24.0	0.60	8.00	16.0	0.30	8.0	60	6
599.HF6.1000.030.200	10.0	9.90	3.83	30.0	0.75	10.0	20.0	0.38	10.0	70	6
599.HF6.1200.036.240	12.0	11.90	4.60	36.0	0.88	12.0	24.0	0.46	12.0	70	6

¹ d3 is the diameter in the middle of the upper cutting geometry without cutting edges

² rCAM is the value for the corner radius that is entered into the CAM software

³ h is the maximum allowable depth of cut, ap

PEACOCK SERIES




PEACOCK 950.B2 SERIES

- CBN 2-flute ball end mill with 0° helix angle
- For dry finishing of steels up to 70HRC



Article No.	d1	d2	r	l1	l2	d	l	Z	Inclination Angle				
									30'	1°	1°30'	2°	3°
950.B2.0020.010.005	0.20	0.18	0.10	0.30	0.50	4.0	50	2	0.5	0.5	0.52	0.54	0.59
950.B2.0030.015.005	0.30	0.28	0.15	0.30	0.50	4.0	50	2	0.5	0.5	0.52	0.54	0.59
950.B2.0040.020.012	0.40	0.37	0.20	0.30	1.20	4.0	50	2	1.20	1.24	1.29	1.34	1.45
950.B2.0040.020.015	0.40	0.37	0.20	0.30	1.50	4.0	50	2	1.51	1.56	1.62	1.68	1.82
950.B2.0050.025.010	0.50	0.47	0.25	0.40	1.00	4.0	50	2	0.99	1.03	1.06	1.11	1.20
950.B2.0050.025.020	0.50	0.47	0.25	0.40	2.00	4.0	50	2	2.03	2.10	2.17	2.26	2.44
950.B2.0060.030.015	0.60	0.57	0.30	0.40	1.50	4.0	50	2	1.51	1.56	1.62	1.68	1.82
950.B2.0060.030.020	0.60	0.57	0.30	0.40	2.00	4.0	50	2	2.03	2.10	2.17	2.26	2.44
950.B2.0080.040.015	0.80	0.77	0.40	0.50	1.50	4.0	50	2	1.51	1.56	1.62	1.68	1.82
950.B2.0080.040.025	0.80	0.77	0.40	0.50	2.50	4.0	50	2	2.54	2.63	2.72	2.83	3.06
950.B2.0100.050.025	1.00	0.97	0.50	0.60	2.50	4.0	50	2	2.54	2.63	2.72	2.83	3.06
950.B2.0100.050.030	1.00	0.97	0.50	0.60	3.00	4.0	50	2	3.06	3.17	3.28	3.40	3.68
950.B2.0100.050.040	1.00	0.97	0.50	0.60	4.00	4.0	50	2	4.09	4.24	4.39	4.56	4.93
950.B2.0150.075.040	1.50	1.47	0.75	0.90	4.00	4.0	50	2	4.09	4.24	4.39	4.56	4.93
950.B2.0150.075.060	1.50	1.47	0.75	0.90	6.00	4.0	50	2	6.20	6.41	6.64	6.89	7.46
950.B2.0200.100.055	2.00	1.97	1.00	1.40	5.50	4.0	50	2	5.64	5.84	6.04	6.27	6.78
950.B2.0200.100.080	2.00	1.97	1.00	1.40	8.00	4.0	50	2	8.23	8.51	8.82	9.16	9.91



PEACOCK 950.T2 SERIES

- CBN 2-flute end mill with corner radius and 0° helix angle
- For dry finishing of steels up to 70HRC



Article No.	d1	d2	r	l1	l2	d	l	Z	Inclination Angle				
									30'	1°	1°30'	2°	3°
950.T2.0020.005.005	0.20	0.17	0.05	0.10	0.50	4.0	50	2	0.50	0.51	0.51	0.54	0.58
950.T2.0030.005.005	0.30	0.27	0.05	0.15	0.50	4.0	50	2	0.50	0.51	0.51	0.54	0.58
950.T2.0040.005.005	0.40	0.37	0.05	0.20	0.50	4.0	50	2	0.50	0.51	0.51	0.54	0.58
950.T2.0050.005.005	0.50	0.47	0.05	0.30	0.50	4.0	50	2	0.50	0.51	0.51	0.54	0.58
950.T2.0050.005.015	0.50	0.47	0.05	0.30	1.50	4.0	50	2	1.51	1.57	1.63	1.69	1.83
950.T2.0050.005.020	0.50	0.47	0.05	0.30	2.00	4.0	50	2	2.05	2.10	2.18	2.26	2.45
950.T2.0060.005.010	0.60	0.57	0.05	0.40	1.00	4.0	50	2	1.03	1.07	1.10	1.15	1.24
950.T2.0060.005.020	0.60	0.57	0.05	0.40	2.00	4.0	50	2	2.06	2.14	2.22	2.30	2.49
950.T2.0080.005.015	0.80	0.77	0.05	0.50	1.50	4.0	50	2	1.51	1.57	1.63	1.69	1.83
950.T2.0080.005.025	0.80	0.77	0.05	0.50	2.50	4.0	50	2	2.58	2.67	2.77	2.88	3.12
950.T2.0100.005.030	1.00	0.97	0.05	0.70	3.00	4.0	50	2	3.06	3.17	3.29	3.42	3.71
950.T2.0100.005.050	1.00	0.97	0.05	0.70	5.00	4.0	50	2	5.13	5.32	5.51	5.73	6.21
950.T2.0100.010.030	1.00	0.97	0.10	0.70	3.00	4.0	50	2	3.06	3.17	3.29	3.42	3.70
950.T2.0100.010.050	1.00	0.97	0.10	0.70	5.00	4.0	50	2	5.13	5.32	5.51	5.72	6.20
950.T2.0100.020.030	1.00	0.97	0.20	0.70	3.00	4.0	50	2	3.06	3.17	3.29	3.41	3.70
950.T2.0100.020.050	1.00	0.97	0.20	0.70	5.00	4.0	50	2	5.13	5.31	5.51	5.72	6.20
950.T2.0150.010.045	1.50	1.47	0.10	1.20	4.50	4.0	50	2	4.61	4.78	4.96	5.15	5.58
950.T2.0150.010.060	1.50	1.47	0.10	1.20	6.00	4.0	50	2	6.16	6.38	6.62	6.88	7.45
950.T2.0150.020.045	1.50	1.47	0.20	1.20	4.50	4.0	50	2	4.61	4.78	4.95	5.15	5.57
950.T2.0150.020.060	1.50	1.47	0.20	1.20	6.00	4.0	50	2	6.16	6.38	6.62	6.88	7.45
950.T2.0200.010.045	2.00	1.97	0.10	1.50	4.50	4.0	50	2	4.13	4.28	4.44	4.61	4.99
950.T2.0200.010.060	2.00	1.97	0.10	1.50	6.00	4.0	50	2	6.17	6.39	6.62	6.88	7.45
950.T2.0200.020.045	2.00	1.97	0.20	1.50	4.50	4.0	50	2	4.13	4.28	4.44	4.61	4.99
950.T2.0200.020.060	2.00	1.97	0.20	1.50	6.00	4.0	50	2	6.17	6.39	6.62	6.88	7.45
950.T2.0200.050.045	2.00	1.97	0.50	1.50	4.50	4.0	50	2	4.13	4.27	4.43	4.59	4.97
950.T2.0200.050.060	2.00	1.97	0.50	1.50	6.00	4.0	50	2	6.16	6.38	6.61	6.87	7.43

SERIES OVERVIEW

The PEACOCK SERIES has several variations, which we break down below. Here you will find a brief explanation of the tool series as well as relevant symbols for the properties of the tools. More information about the series and a legend to the symbols can be found on the following pages.

Series	Suitable Materials								Suitable Machining Processes						Coating		Tool design			
	Steels up to 67 HRC	Steels up to 70 HRC	< 1.000 N/mm ² Steel	> 1.000 N/mm ² Steel	Cast iron	Nickel-chrome	Stainless steel	Tungsten-copper	Drilling	Roughing	Pre-Finishing	Finishing	HSC	Dry	Wet	WAD	CBN	Geometry	Flutes	Measurement protocol
581P.B2			X	XX	X	XX	X	XX		X	X	X		X	X	X		Ball	2	x
581P.B3	XX		X	XX	X	XX	X	XX		X	X	X		X	X	X		Ball	3	x
581P.B4	XX		X	XX	X	XX	X	XX		X	X	X		X	X	X		Ball	4	x
583P.T2	XX		X	XX	X	XX	X	XX		X	X	X		X	X	X		Toric	2	x
597P.T4	XX		X	XX	X	XX	X	XX		X	X	X		X	X	X		Toric	4	x
599.B2	XX		X	XX	X	XX	X	XX		X	X	X		X	X	X		Ball	2	
599.B4	XX		X	XX	X	XX	X	XX		X	X	X		X	X	X		Ball	4	
599.F4	XX		X	XX	X	XX	X	XX		X	X	X		X	X	X		Square	4	
599.F6	XX		X	XX	X	XX	X	XX		X	X	X		X	X	X		Square	6	
599.T2	XX		X	XX	X	XX	X	XX		X	X	X		X	X	X		Toric	2	
599.T4	XX		X	XX	X	XX	X	XX		X	X	X		X	X	X		Toric	4	
599.HF	XX			XX						X			X	X	X	X		Square	4-6	
950.B2		XX	X									X		X			X	Ball	2	
950.T2		XX	X	XX								X		X			X	Toric	2	

¹ „xx“ indicates that it is optimally designed for processing this material, „x“ indicates that it also works in this material.

PEACOCK SERIES

ICON LEGEND

- White background icons represent Primary Recommended Materials
- Grey background icons represent Secondary Recommended Materials
- Icons to represent tool coating
- Icons to represent the tool design properties
- Icons to represent the indication types of the tool

ICONS APPEARING IN THIS FLYER

Material

HRC 67/70 STATED HARDNESS	W CU TUNGSTEN COPPER	X HIGH-ALLOY STEEL > 1.000 N/MM ² STEEL	Ni-Cr NICKEL-CHROME	U < 1.000 N/MM ² STEEL	GG CAST IRON	INOX STAINLESS STEEL
-------------------------------------	--------------------------------	--	-------------------------------	---	------------------------	--------------------------------

Coating / Cutting Material

WAD WAD COATING	CBN CUBIC BORON NITRIDE (CBN)
---------------------------	---

Tool properties

2-FLUTES	3-FLUTES	4-FLUTES	4-FLUTES WITHOUT CENTER CUT	6-FLUTES	6-FLUTES WITHOUT CENTER CUT
-----------------	-----------------	-----------------	------------------------------------	-----------------	------------------------------------

Recommended use

ROUGHING	PREFINISHING	FINISHING
-----------------	---------------------	------------------

FURTHER INFO

1. Tools have an extremely fine cutting edge geometry (cutting edge post-treatment).
2. Tools are ideally suited for both wet and dry machining.
3. High runout accuracy of the machine is essential for the safe and efficient use of our milling cutters and drills.
4. A tool with center cutting is not necessarily suitable for a plunging process! In this case, please consult with ZECHA Support.

AWARD-WINNING: AWARDS FOR OUTSTANDING PERFORMANCE

Only with motivated, positive thinking and independent personalities can a company exist and grow together on new challenges. ZECHA is proud of all its employees for their tireless commitment, passion for progress and willingness to actively contribute to innovation. The awards are the result of creative collaboration and a tribute to the industry.



INNOVATION AWARD OF THE STATE OF BADEN-WÜRTTEMBERG

In 2021, ZECHA Hartmetall-Werkzeugfabrikation GmbH was awarded the Innovation Prize of the State of Baden-Württemberg for the first time. The prize was awarded for the development of a tool family with diamond-coated micro-precision tools that offer outstanding performance in machining the most demanding materials with smooth surfaces. These achievements set new standards worldwide in the field of precision tools.



TOP 100-AWARD

With its outstanding innovation management, ZECHA Hartmetall-Werkzeugfabrikation GmbH receives the TOP 100 seal 2023, an award that is only given to particularly innovative medium-sized companies. The competition is based on a scientific selection process. The decisive factor is whether a company's innovations are random or systematically planned and will be repeatable in the future.

PEACOCK
SERIES

$\varnothing 1 \pm 0.001^{\circ}$

0,95



THE NEW ZECHA BRANDING

Over the years, brands consistently evolve and transform to meet the changing needs and preferences of their consumers. In the competitive landscape of 2024, ZECHA is poised to introduce its new brand identity, marking a significant milestone in its journey. The unveiling of the ZECHA branding represents a culmination of the brand's growth and commitment to excellence.

At the core of the new ZECHA logo lies a perfect circle, which symbolizes the meticulous process of the first step in the process of making all tools at ZECHA which is grinding tools into flawless cylinders. This iconic image embodies ZECHA's

dedication to precision and quality. It signifies the brand's unwavering pursuit of perfection, ensuring that every tool manufactured by ZECHA is perfectly concentric, guaranteeing superior performance.

In the new branding, ZECHA also integrates the word "außergewöhnlich" into various visuals. Derived from the German language, "außergewöhnlich" translates to "extraordinary" in English. This carefully chosen word encapsulates the overarching goal of every product created by ZECHA. It signifies the brand's commitment to delivering exceptional tools that surpass

The ZECHA Logo through the years:



TOP
100

top100.de



Top-Innovator
2023

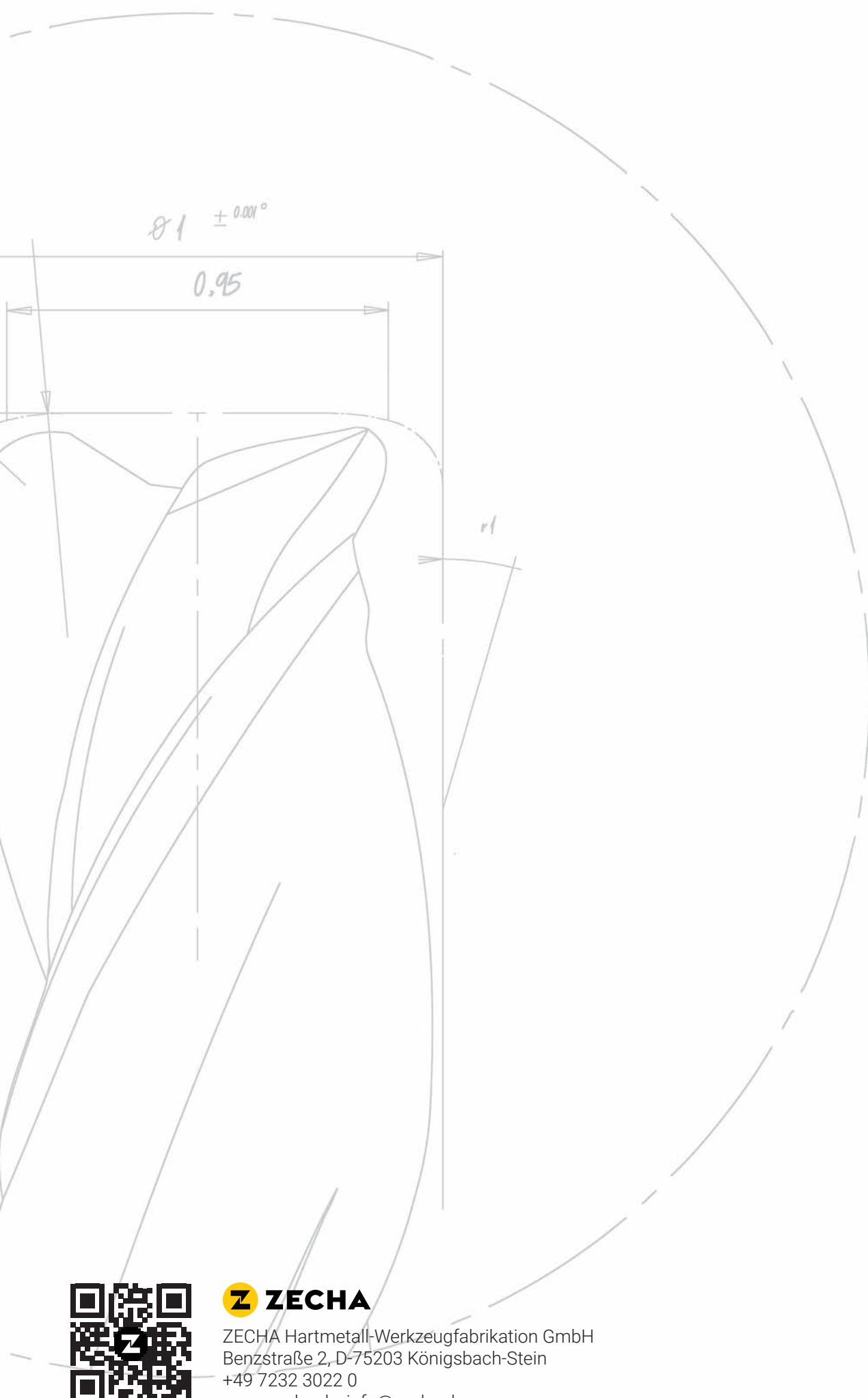
ZECHA'S COMMITMENT TO EXCELLENCE

OVER HALF A CENTURY OF PRECISION

ZECHA Hartmetall-Werkzeugfabrikation GmbH is a precision tool manufacturer that has been in BadenWuerttemberg, Germany for 60 years. With a focus on manufacturing high quality micro tools, we pride ourselves on providing our customers with the highest level of precision and consistency in our products. Our state-of-the-art manufacturing and measurement technologies allow us to maintain the highest quality standards and ensure that our tools meet our customers' needs.

With a focus on innovation and the constant research of new technologies, we improve the precision and efficiency of our tools. This philosophy allows us to stay at the forefront of the industry and provide our customers with state-of-the-art solutions for their tooling needs.





Z ZECHA

ZECHA Hartmetall-Werkzeugfabrikation GmbH
Benzstraße 2, D-75203 Königsbach-Stein
+49 7232 3022 0
www.zecha.de, info@zecha.de

